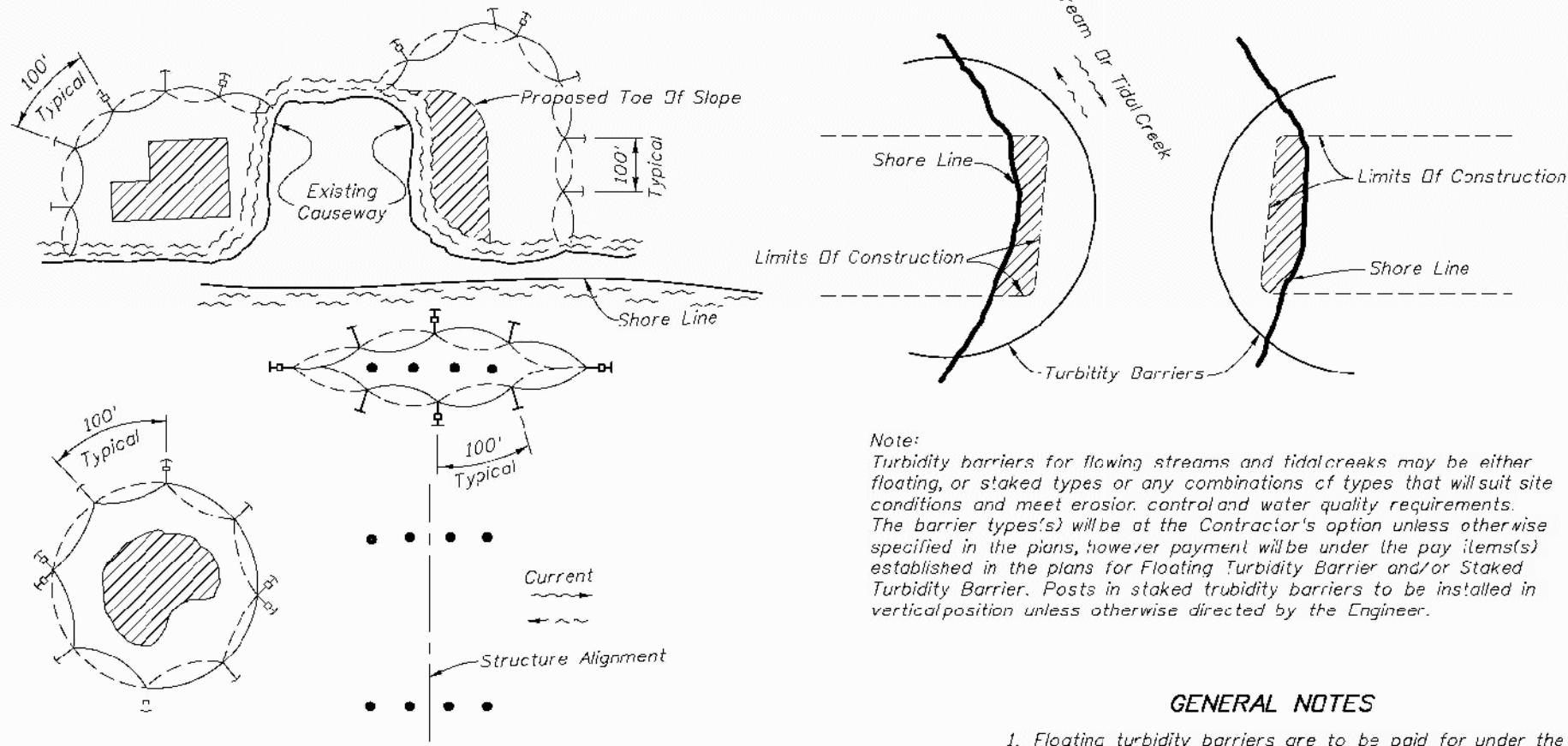


FLOATING TURBIDITY BARRIERS

LEGEND

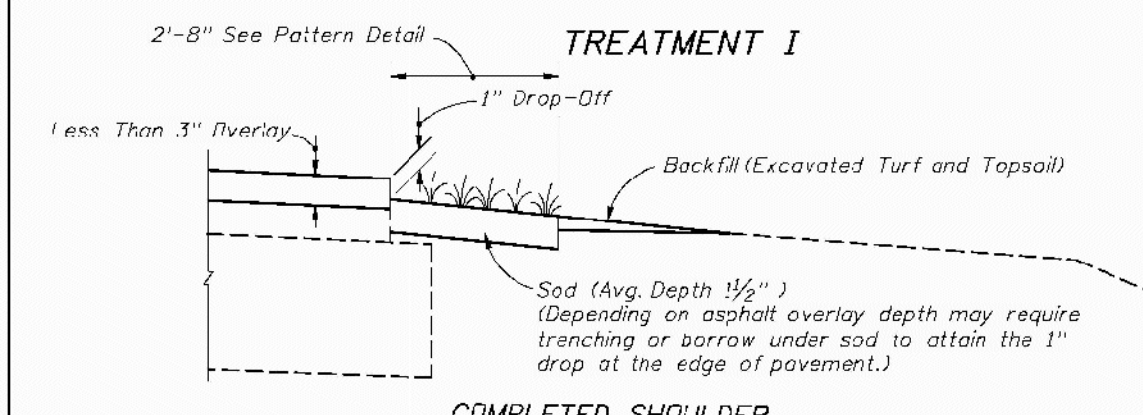
- File Locations
- ▨ Dragage Or Fill Area
- Mooring Buoy w/Anchor
- Anchor
- Barrier Movement Due To Current Action



GENERAL NOTES

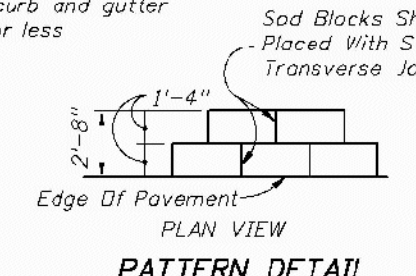
1. Floating turbidity barriers are to be paid for under the contract unit price for Floating Turbidity Barrier, LF.
2. Staked turbidity barriers are to be paid for under the contract unit price for Staked Turbidity Barrier, LF.

2008 FDOT Design Standards		Sheet No.
TURBIDITY BARRIERS		1 of 1
Revision	Date	Index No.
07/01/07		103



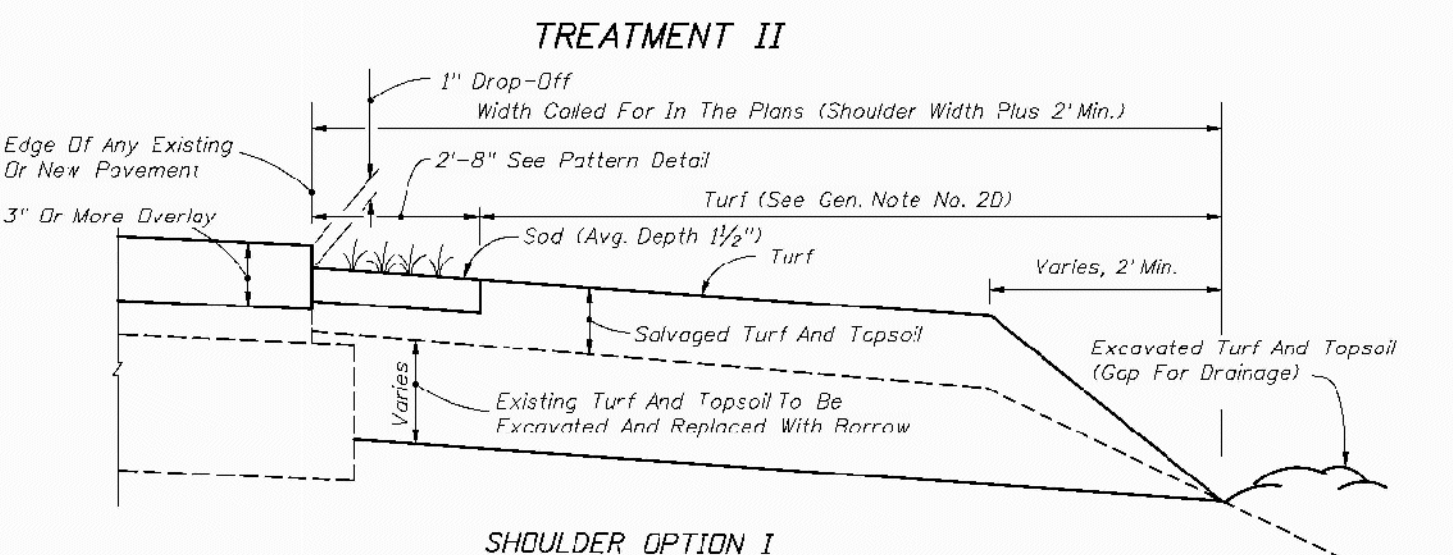
COMPLETED SHOULDER

- CRITERIA FOR USING TREATMENT I**
- is resurfacing, widening and resurfacing or construction of shoulder pavement
 - is rural or is urban without curb and gutter
 - resurfacing build-up is 3" or less



GENERAL NOTES

1. Treatment I:
 - A. If trenching under sod is necessary to achieve the required 1" drop-off, excavated turf and topsoil are to be used for filling voids and low areas at the edge of pavement or for flushing along the edge of sod. Excess material to be uniformly distributed over the shoulder.
 - B. Payment for sod, excavation of turf and topsoil and for back fill of this material under Treatment I is to be included in the contract unit price for Performance Turf, SF.
2. Treatment II:
 - A. All borrow shall meet requirements for a "Select" material in accordance with Index 505 and Section 120 of the Standard Specifications.
 - B. Borrow may be used in lieu of excavated turf and topsoil when economically feasible, however the upper 6" shall meet the requirements of Section 162 "Finished Soil Layer". There will be no additional payment for substituting borrow for excavated turf and topsoil.
 - C. When existing turf and topsoil do not meet the requirements of Section 162 "Finished Soil Layer", provide additional materials as necessary in the upper 6" to meet the requirements of Section 162. There will be no additional payment for supplies.
 - D. Payment for Treatment II will be under Finished Soil Layer. Sod and other materials for turf establishment shall be paid for as Performance Turf, SF.
3. Special attention is to be directed to the construction of the required 1" drop-off at the edge of pavement.
4. Activities such as clearing, grading, and excavating that will disturb one or more acres of land require coverage under the Generic Permit for Stormwater Discharge from Large and Small Construction Activities from the Florida Department of Environmental Protection, and implementation of appropriate pollution prevention measures to minimize erosion and sedimentation and properly manage stormwater.
5. Turf Establishment:
 - A. Wildflowers destroyed by shoulder sodding and turf operations are to be reestablished under the seeding rates prescribed for permanent wildflower #2 Group shown by table on Index 104.
 - B. All turf establishment shall be performed meeting the requirements of Section 570 of the Standard Specifications.



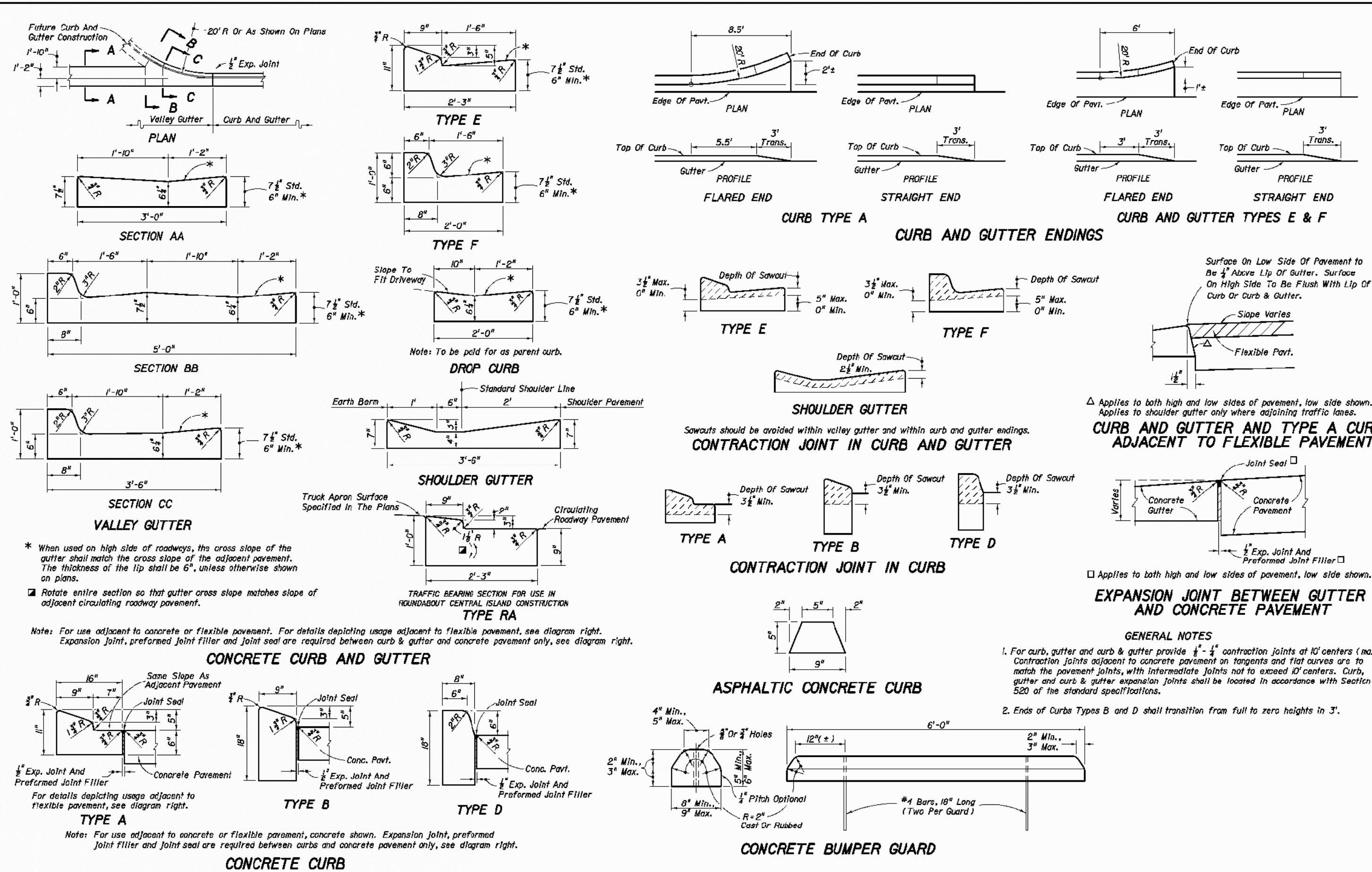
SHOULDER OPTION 1

SHOULDER OPTION 2

- CRITERIA FOR USING TREATMENT II**
- is resurfacing or construction of shoulder pavement
 - is rural or is urban without curb and gutter
 - resurfacing build-up is 3" or more

A SIMILAR TREATMENT MAY BE USED FOR PROJECTS THAT REQUIRE SHOULDER WIDENING. DETAILS ARE TO BE SHOWN IN THE PLANS.

2008 FDOT Design Standards		Sheet No.
SHOULDER SODDING AND TURF ON EXISTING FACILITIES		1 of 1
Revision	Date	Index No.
07/01/07		105



GENERAL NOTES

1. For curb, gutter and curb & gutter provide 1/4" contraction joints at 10' centers (max.). Contraction joints adjacent to concrete pavement on tangents and flat curves are to match the pavement joints, with intermediate joints not to exceed 6' centers. Curb, gutter and curb & gutter expansion joints shall be located in accordance with Section 520 of the standard specifications.
2. Ends of Curb Types B and D shall transition from full to zero heights in 3'.

2008 FDOT Design Standards		Sheet No.
CURB & CURB AND GUTTER		1 of 1
Revision	Date	Index No.
00		300

NOTE: INFORMATION ON THIS SHEET IS FROM FDOT REFERENCE DOCUMENTATION FOR USE ON PROJECTS WITHIN FDOT RIGHT-OF-WAY.

Thomas G. Walker, P.E.
Florida PE 31462

Date:

DRWG. NO.: C-702
SHT. 49 OF 55

DRAWING SIZE 24" x 36" - USE GRAPHIC SCALE OTHERWISE.

ENGINEERING VISIONS, INC.
FL COAH 20755
4650 W. BOULEVARD, SUITE 210
MOKULUMS, CALIFORNIA 95020
PH: (941) 412-9273 FAX: (941) 412-9273

ENGINEERING PARTNERSHIP
FL COAH 20755
4650 W. BOULEVARD, SUITE 210
MOKULUMS, CALIFORNIA 95020
PH: (941) 412-9273 FAX: (941) 412-9273

LAURA S. ANDREWS, PE
DRAWN BY: DATE: 10/17/08
FILE NAME: LSK WTR C-702.DWG
PROJECT MANAGER: LSK WTR C-702.DWG
DESIGNED BY: NO. ACCOUNT: 10/17/08

DATE

REVISIONS

UPSIZE POTABLE WATER TRANSMISSION MAIN
TOWN OF LONGBOAT KEY,
SARASOTA COUNTY, FLORIDA

FDOT DETAILS 103, 105 & 300