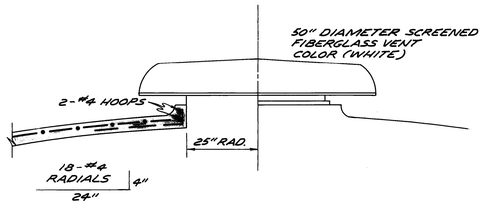


DOME VENTILATOR AND CURB SECTION
SCALE: 1"=2'-0"

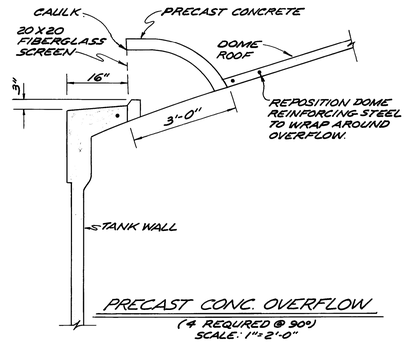


PRECAST CONC. OVERFLOW
(4 REQUIRED @ 90°)
SCALE: 1"=2'-0"

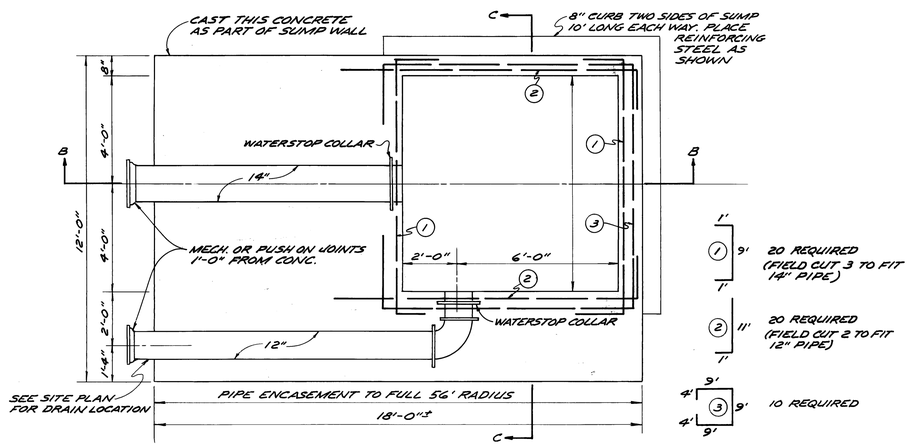


PLAN VIEW EFFLUENT DRAIN AND SUMP
SCALE 3/8"=1'-0"

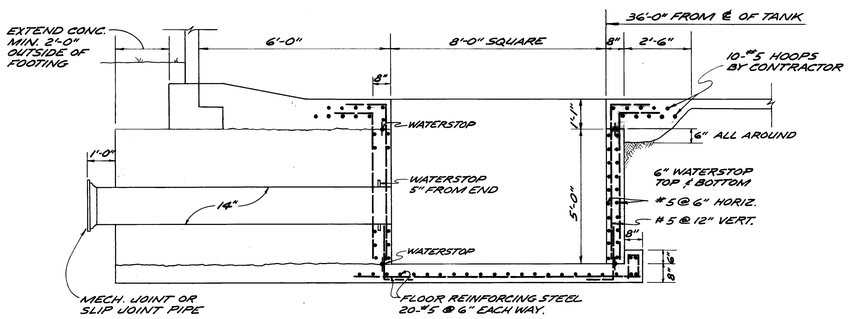


SECTION B-B
SCALE: 3/8"=1'-0"

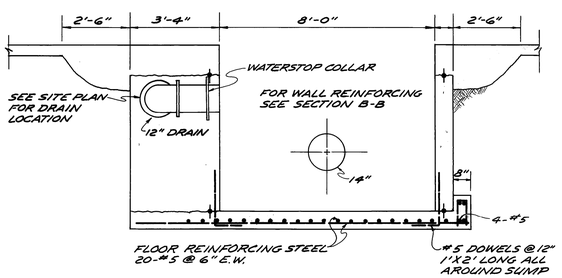


SECTION C-C
SCALE: 3/8"=1'-0"

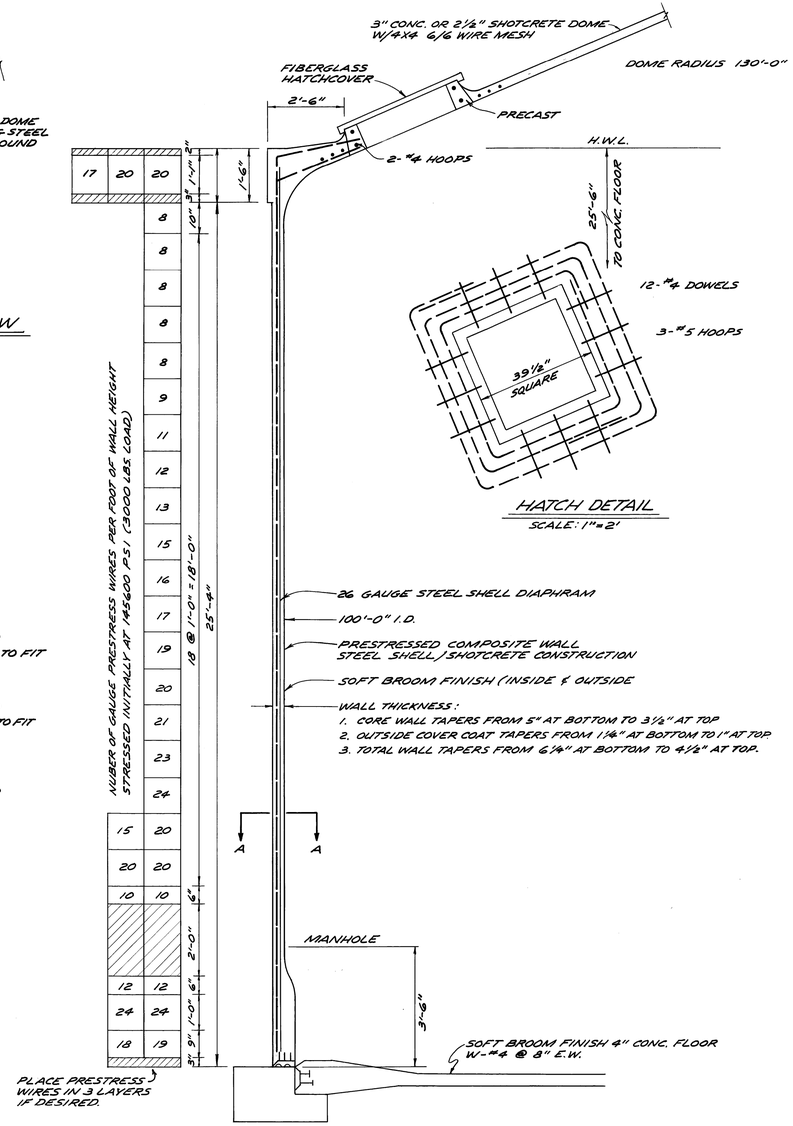


TYPICAL WALL SECTION
SCALE: 1"=2'-0"




HATCH DETAIL
SCALE: 1"=2'

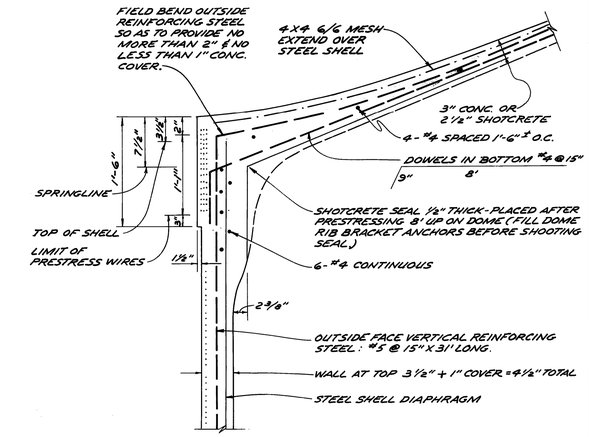


DOME RING DETAIL
SCALE: 1"=1'-0"

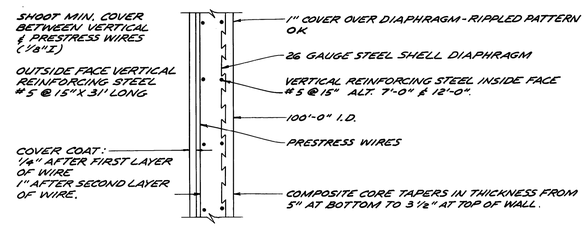


WALL SECTION A-A
SCALE: 1"=1'-0"

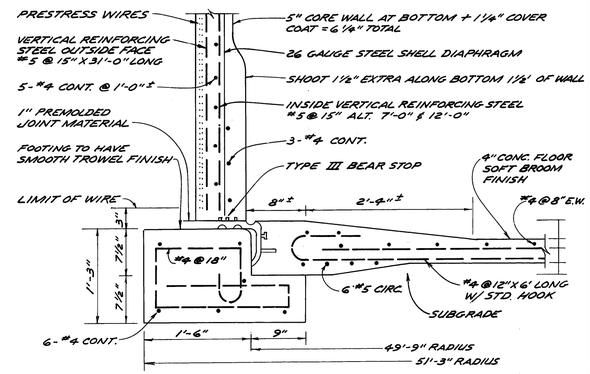


FLOOR WALL JOINT
SCALE: 1"=1'-0"

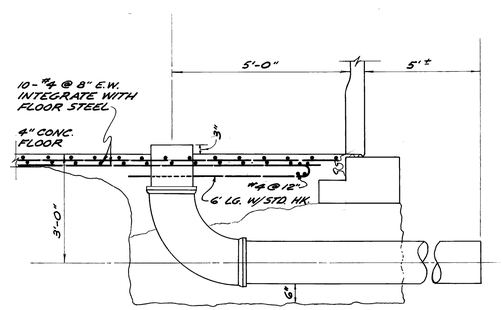


14" INLET LINE
SCALE: 1"=2'-0"

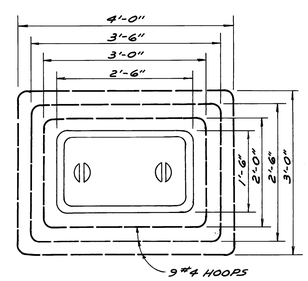


MANHOLE DETAIL
SCALE: 3/4"=1'-0"

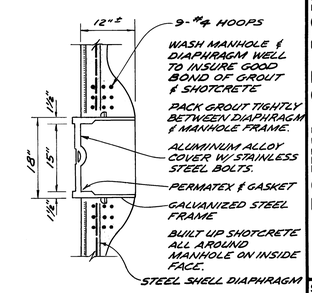


WALL MANHOLE

| LTR. | DATE | REVISION | BY |
|---|---|---|---|

PROJECT ENGINEER: L. DAVID WEAGE, P.E. FLA. CERT. NO. 13801

DESIGNED BY: L.D.L. | DATE: | SCALE: AS SHOWN | DRAWN BY: A.H.L.

CHECKED BY | PROJECT NO. 1658

# TOWN OF LONGBOAT KEY, FLORIDA

## 1,500,000 GALLON WATER STORAGE RESERVOIR

## CONSTRUCTION DETAILS

SHEET NUMBER 7

REVISION

ENGINEER & LOCATION

T.L.K. FILE NO. G-1658-7

MID-KEYPUMPING STATION & STORAGE RESERVOIR

VOID