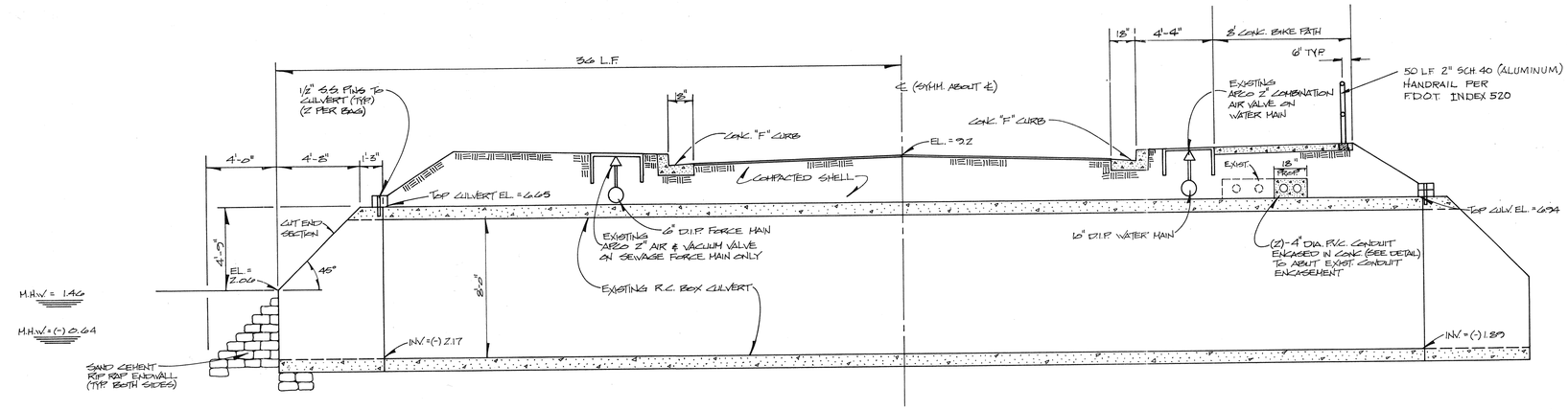

SECTION (B) (B)

1/4" = 1'-0"

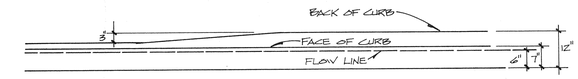

ELEVATION

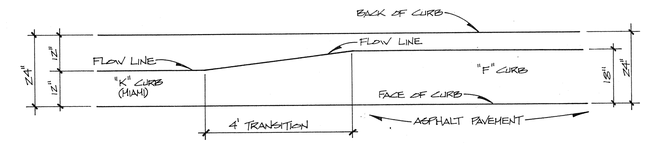

PLAN
CURB TRANSITION DETAIL

N.T.S.

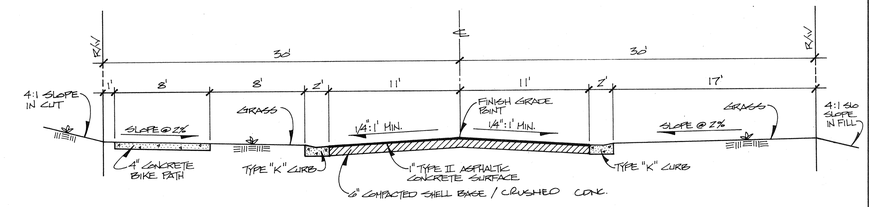

TYPICAL R/W SECTION

N.T.S.

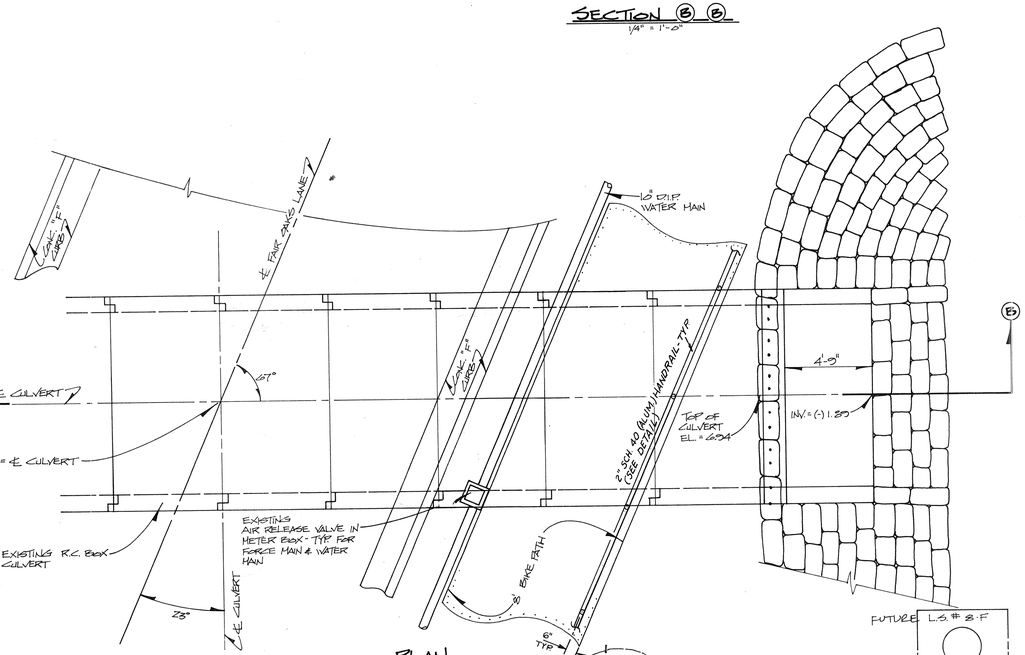

PLAN

1/4" = 1'-0"

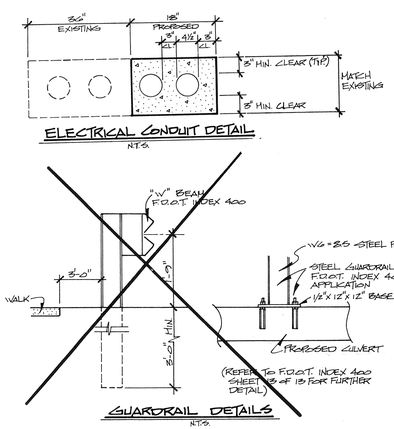

ELECTRICAL CONDUIT DETAIL

N.T.S.

GUARDRAIL DETAILS

N.T.S.

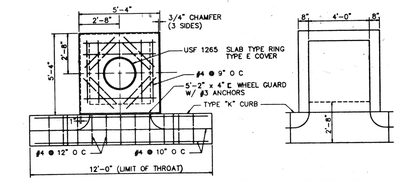

PLAN – COVER

PLAN – COVER REMOVED

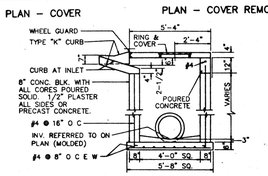

TYPICAL CURB INLET

N.T.S.

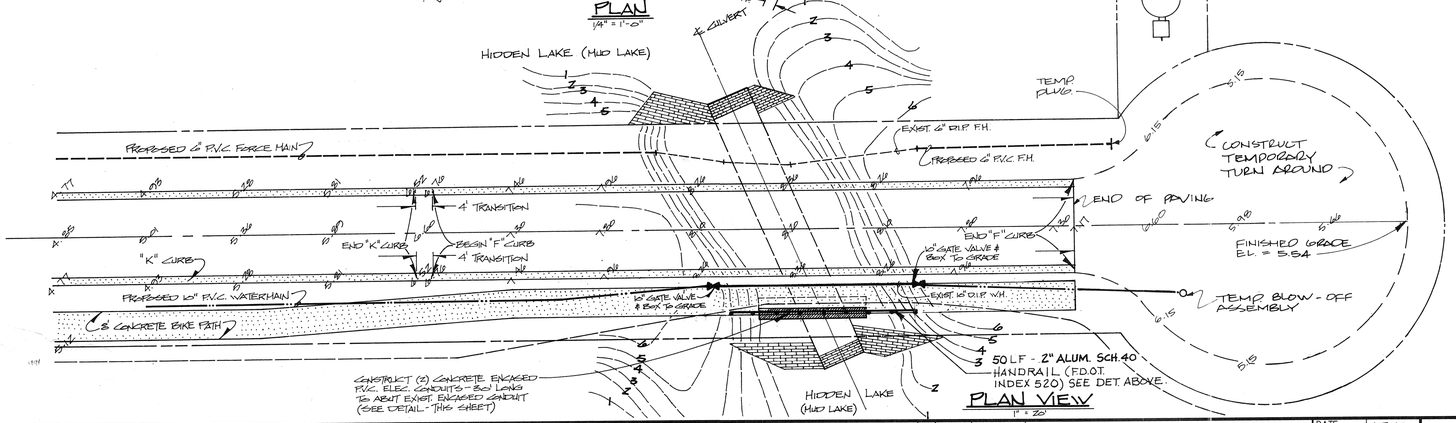

PLAN VIEW

1" = 20'

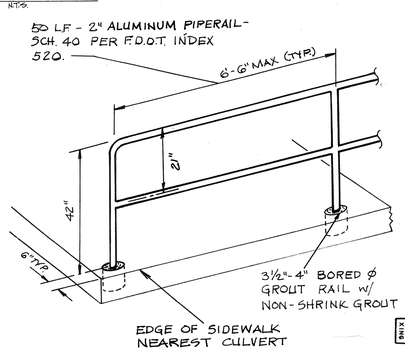

HANDRAIL DETAIL

N.T.S.

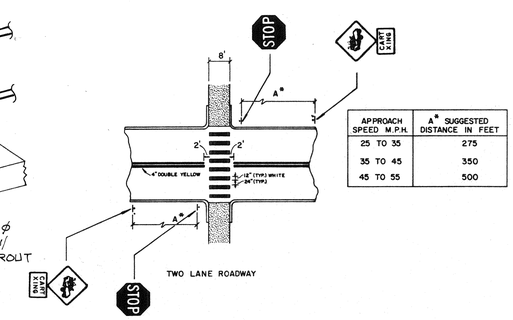

APPROACH SPEED M.P.H.	A* SUGGESTED DISTANCE IN FEET
25 TO 35	275
35 TO 45	350
45 TO 55	500

SPECIAL EMPHASIS CROSSWALK FOR CART CROSSING

N.T.S.

CLIENT/TITLE:
PROJECT NO:
SHEET NO:
DATE:
SCALE:
REV. DATE:

BISHOP & ASSOCIATES
Consulting Engineers • Surveyors
78 SARASOTA CENTER BLVD. SARASOTA, FLORIDA 34240
813/371-6362 • Fax 813/378-3215

REVISED BY	DATE	DESCRIPTION

REVISED BY	DATE	DESCRIPTION
RWC	6-12-89	DELETED GUARDRAIL, ADDED HANDRAIL
TRH	3-16-89	REVISED COL-DE-SAC

DATE	1-7-89
SCALE	AS SHOWN
DESIGN	SK
DRAWN	DLE
CHECKED	
APPROVED	

SEAL

APPROVED BY

CLIENT/TITLE
ARVIDA CORPORATION
FAIR OAKS LANE EXTENSION
DETAIL SHEET

PROJECT NO
ARVD-0440
SHEET NO.
2

307888