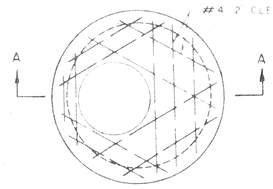

PLAN

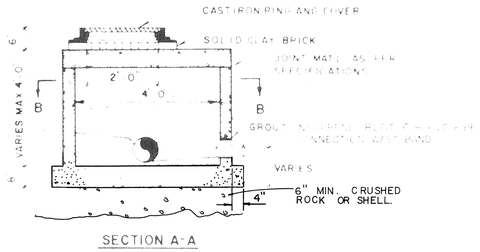

SECTION A-A

SCALE: 1/2" = 1'-0"

SHALLOW MANHOLE DETAIL



SECTION B-B

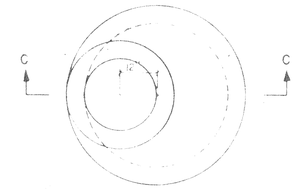

PLAN

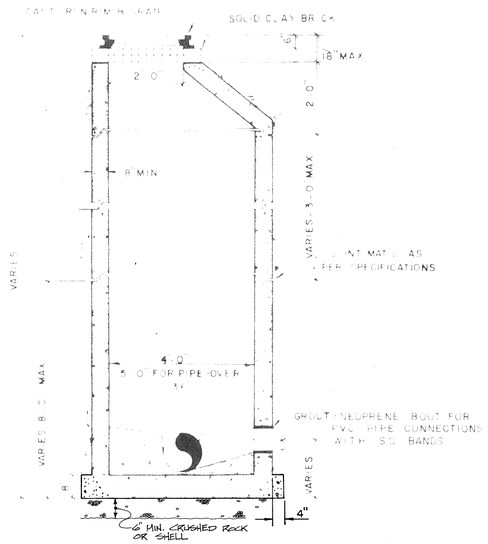

SECTION C-C

SCALE: 1/2" = 1'-0"

STANDARD MANHOLE DETAIL

MANHOLE SPECIFICATIONS:

1. MANHOLES SHALL BE MADE WITH ACCEPTED PRECAST CONCRETE SECTIONS [illegible] MANHOLE SECTIONS, EXCEPT WALL THICKNESS SHALL BE [illegible].
2. CONCRETE SHALL BE 4,000 P.S.I. [illegible] MINIMUM STRENGTH, WITH TYPE II CEMENT.
3. HEAVY DUTY MANHOLE TOPS: [illegible] FRAME & DIVIDED COVER [illegible] FOUNDRY CORP., MIAMI, FLORIDA, OR APPROVED EQUAL WITH THE WORD "WASTEWATER" CAST INTO THE COVER.
4. REINFORCING PER ACI, [illegible].
5. LEVELING BRICKS TO BE CLAY BRICK [illegible] 1/4 PART HYDRATED LIME, WITH CEMENT MORTAR [illegible].
6. NO STEPS SHALL BE USED.
7. COMPLETED [illegible] MANHOLE WALL [illegible] IN ACCORDANCE PER [illegible].

GENERAL NOTES:

1. WHERE WATER & WASTEWATER MAINS [illegible] SHALL BE EITHER [illegible] OR CONCRETE ENCASED PVC [illegible] PIPE [illegible].
2. PARALLEL WATER & WASTEWATER MAINS SHALL MAINTAIN A [illegible] PRACTICAL.
3. WHERE WASTEWATER MAINS [illegible] WASTEWATER PIPE SHALL BE EITHER [illegible] OR CONCRETE ENCASED PVC [illegible] EITHER SIDE [illegible].

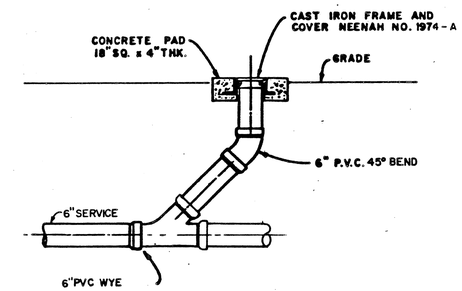

CLEAN OUT DETAIL

NTS

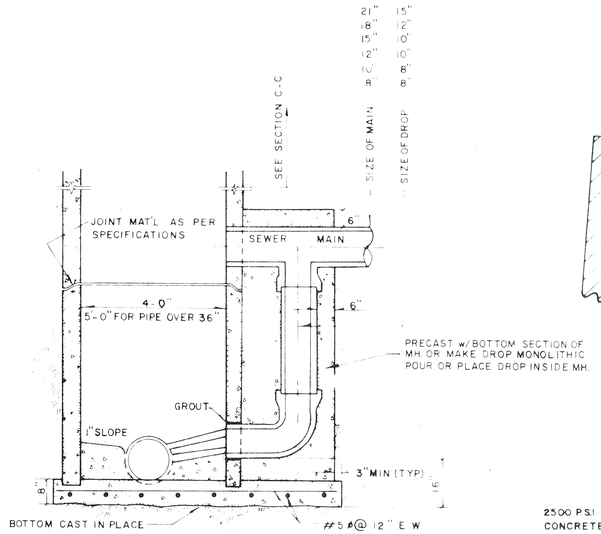

SECTION

SCALE: 1/2" = 1'-0"

DROP MANHOLE DETAIL

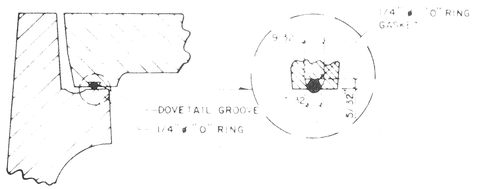

TYPICAL MANHOLE RING & COVER SECTION

N.T.S

DOVETAIL GROOVE DETAIL

(U.S. FOUNDRY & MFG. CORP.)

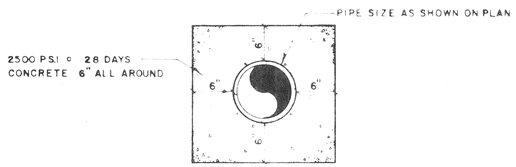

CONCRETE ENCASEMENT

N.T.S

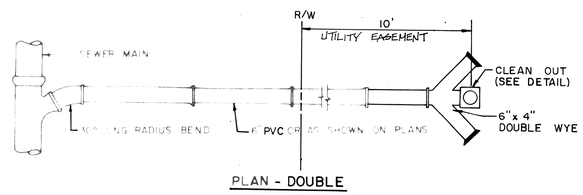

PLAN - DOUBLE

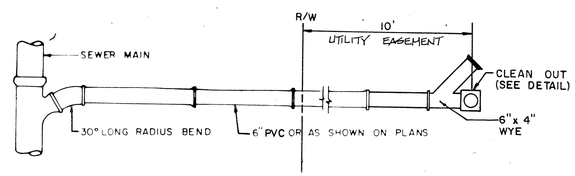

PLAN - SINGLE

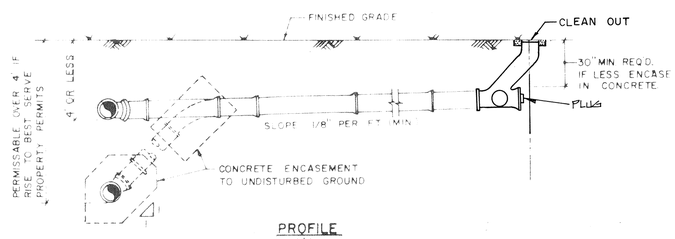

PROFILE

N.T.S

TYPICAL SERVICE CONNECTION

NOTE: SDR 35 SHALL NOT BE ALLOWED PER TOWN OF LONGBOAT KEY.

REV DATE

WILLIAM F. BISHOP & ASSOCIATES, INC.
CONSULTING ENGINEERS • SURVEYORS
78 Sarasota Center Boulevard Sarasota, Florida 34240 813 371 6362

REVISED BY	DATE	DESCRIPTION	REVISED BY	DATE	

DATE	OCT. 89
SCALE	AS SHOWN
DESIGN	STAFF
DRAWN	STAFF
CHECKED	9/07/16
APPROVED	WFB

SEAL APPROVED BY

OWNER: MANCHESTER BAY
DIAMOND-CARVER, INC.
LONGBOAT KEY FLORIDA

SANITARY SEWER DETAILS

PROJECT NO. DBDS-0018
SHEET NO. 19

CONSTRUCTION PLANS