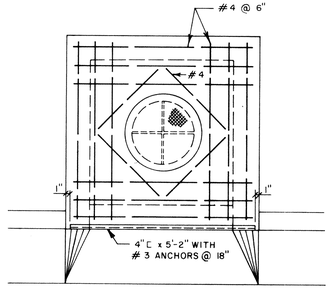

PLAN - COVER

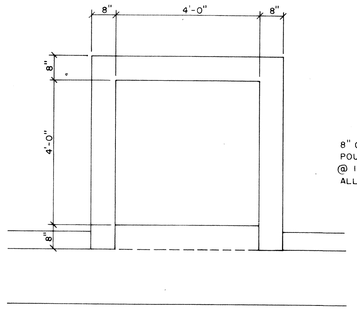

PLAN - COVER REMOVED

TYPICAL CURB INLET

SCALE: 1/2" = 1'-0"

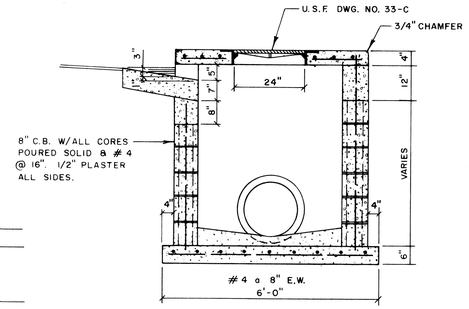

SECTION

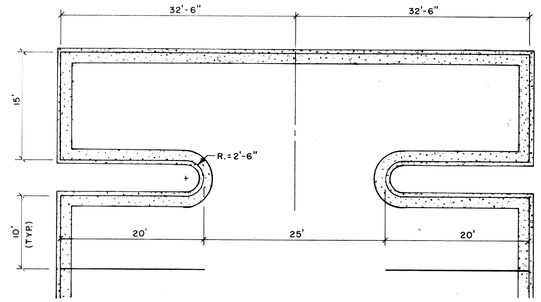

TURNAROUND DETAIL "A"

SCALE: 1" = 10'-0"

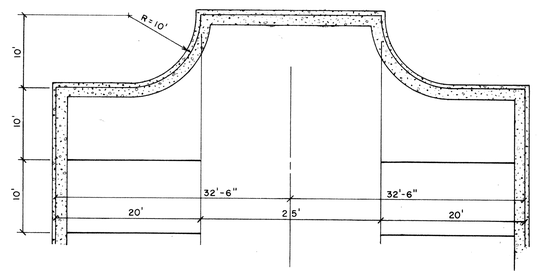

TURNAROUND DETAIL "B"

SCALE: 1" = 10'-0"

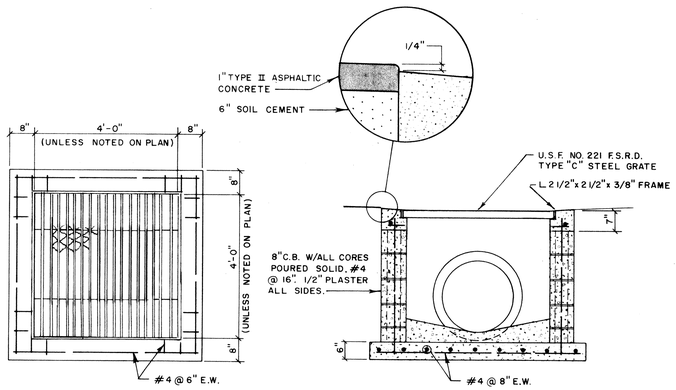

PLAN

SECTION

TYPICAL DROP INLET

SCALE: 1/2" = 1'-0"

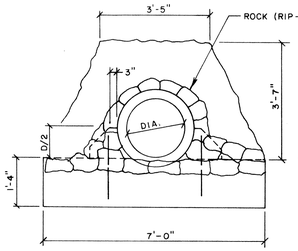

PLAN

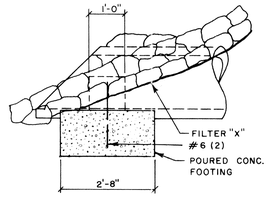

SECTION

TYPICAL ENDWALL

SCALE: 1/2 = 1'-0"

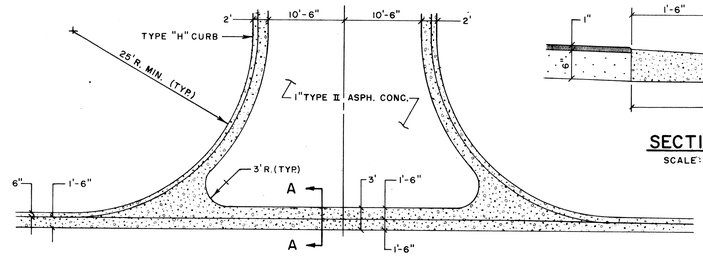

VALLEY GUTTER DETAIL

SCALE: 1" = 10'-0"

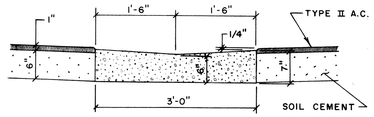

SECTION A-A

SCALE: 3/4" = 1'-0"

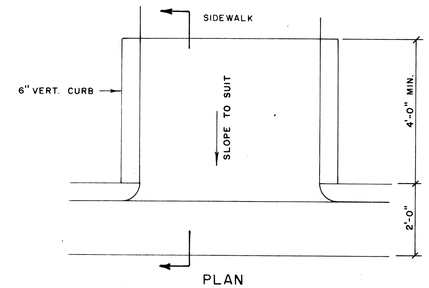

PLAN

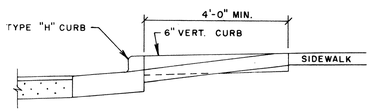

SECTION

BICYCLE RAMP DETAIL

SCALE: 1" = 1'-0"

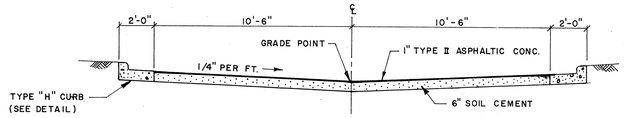

PARKING ACCESS ROAD

SCALE: 1/4" = 1'-0"

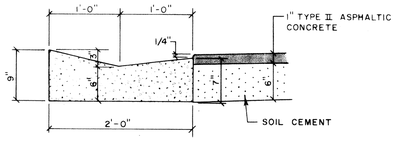

CURBS POURED WITH CONTINUOUS PAVING MACHINE SHALL HAVE JOINTS SAW CUT EVERY 10' FOLLOWING COMPLETION OF POUR. CONSTRUCTION JOINTS SHALL BE 10' O.C. AND 1/2" PREMOLDED EXP. JOINTS AT 40' O.C.

TYPE "K" CURB

SCALE: 1" = 1'-0"

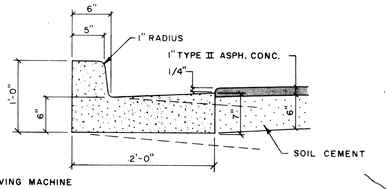

TYPE "H" CURB

SCALE: 1" = 1'-0"

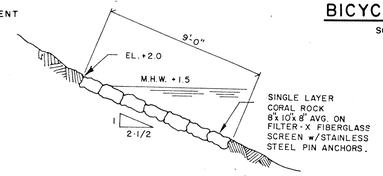

RIP - RAP SECTION

SCALE: 1/4" = 1'-0"

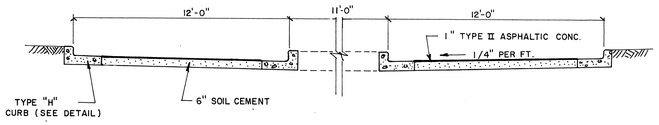

DIVIDED ROAD SECTION (ENTRANCES)

SCALE: 1/4" = 1'-0"

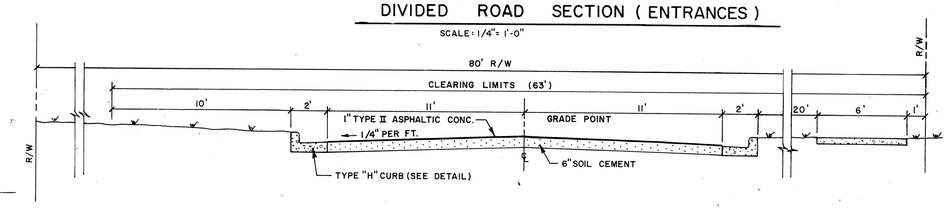

BAY ISLES BOULEVARD SECTION

SCALE: 1/4" = 1'-0"

STORM INLET SCHEDULE

INLET NO.	TYPE	SIZE
S-1	DROP	4'-0" x 4'-0"
S-2	DROP	4'-0" x 4'-0"
S-3	CURB	4'-0" x 4'-0"
S-4	CURB	4'-0" x 4'-0"
S-5	CURB	4'-0" x 4'-8"
S-6	DROP	4'-0" x 4'-0"
S-7	DROP	4'-0" x 4'-0"
S-8	DROP	4'-0" x 4'-0"
S-9	DROP	4'-0" x 4'-0"
S-10	J-BOX	4'-8" x 6'-0"
S-11	DROP	4'-8" x 4'-8"
S-12	CURB	4'-8" x 4'-8"
S-13	DROP	4'-0" x 4'-0"
S-14	DROP	4'-0" x 4'-0"
S-15	DROP	4'-0" x 4'-0"
S-16	DROP	4'-0" x 4'-0"
S-17	CURB	4'-8" x 4'-8"
S-18	DROP	4'-0" x 4'-0"
S-19	CURB	4'-0" x 4'-0"
S-20	CURB	4'-0" x 4'-0"
S-21	J-BOX	4'-8" x 5'-4"
S-24	DROP	4'-0" x 4'-0"
S-25	CURB	4'-0" x 4'-0"
S-26	CURB	4'-0" x 4'-8"

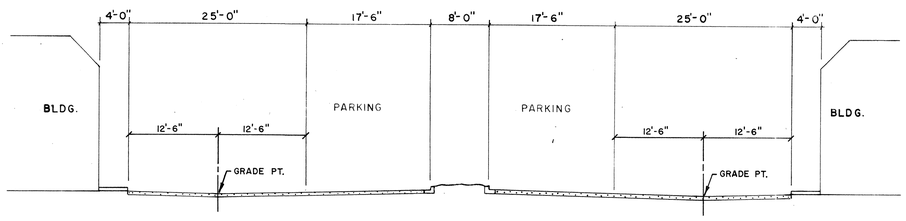

CUL - DE - SAC SECTION

SCALE: 1" = 10'

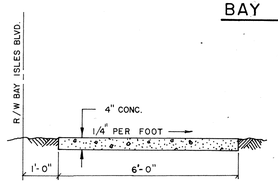

SIDEWALK SECTION

SCALE: 1/2" = 1'-0"

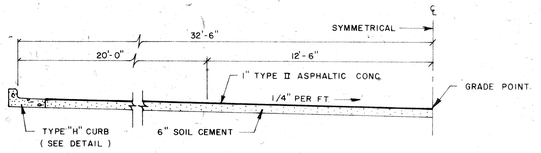

PARKING SECTION

SCALE: 1/4" = 1'-0"

BENNETT & BISHOP
CONSULTING ENGINEERS & SURVEYORS
SARASOTA FLORIDA

APPROVED BY

REVISED			
DATE	DESCRIPTION	BY
7-1-81	CHANGE WEST GATE & SIDEWALK	

DATE	9-4-80
SCALE	AS SHOWN
DESIGN	W.F.B.
DRAWN	R.A.B.
CHECK	
APPROVED	

ARVIDA CORPORATION
FAIRWAY BAY

PAVING & DRAINAGE DETAILS

DWRG. NO.
191-378