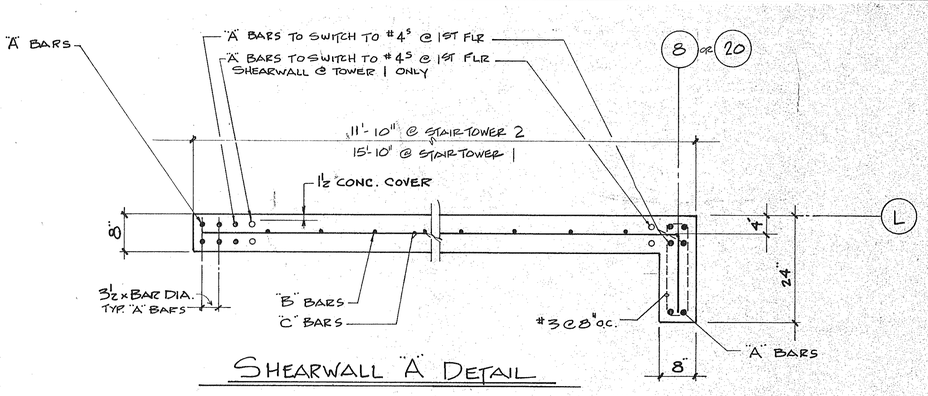

SHEARWALL "A" DETAIL

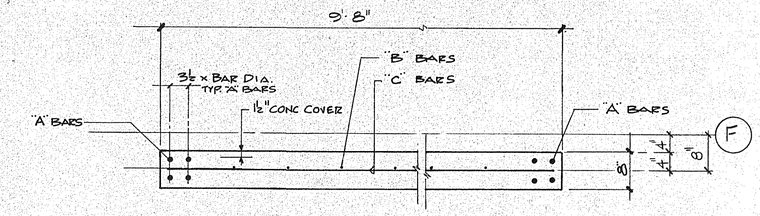

SHEARWALL "B"

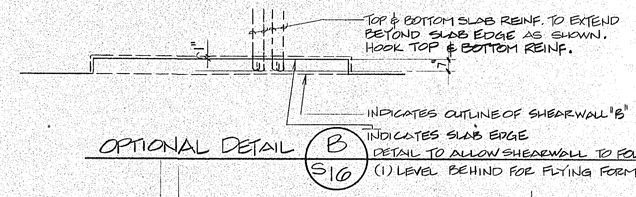

OPTIONAL DETAIL B S16

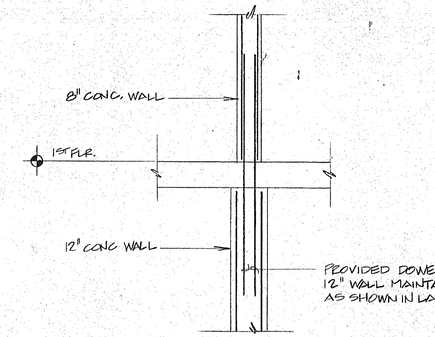

DETAIL A S16

SHEARWALL SCHEDULE

"A" & "B" WALLS ONLY

	SHEARWALL "A" (2) LOCATIONS STAIR TOWER #1 STAIR TOWER #2				SHEARWALL "B"		
	"A" BARS VERT.	"A" BARS VERT.	"B" BARS VERT.	"C" BARS HORIZ.	"A" BARS VERT.	"B" BARS VERT.	"C" BARS HORIZ.
	STAIR TOWER 1 ONLY	STAIR TOWER 2 ONLY					
ROOF							
5TH FLOOR		4#5					
4TH FLOOR	4#5	4#6			4#5		
3RD FLOOR	4#6	4#7					
2ND FLOOR		4#8			4#6		
1ST FLOOR	4#7	6#8					
GROUND FLOOR	6#7	8#8	#4@12" oc	#4@10" oc	4#7	#4@12" oc	#4@10" oc
FOUNDATION DOWEL	6#7	8#8	#4@12" oc	—	4#7	#4@12" oc	—

LAP TABLE CLASS "C" TENSION SPLICE	
BAR SIZE	LAP
#4	20"
#5	26"
#6	31"
#7	39"
#8	51"
#9	65"
#10	82"

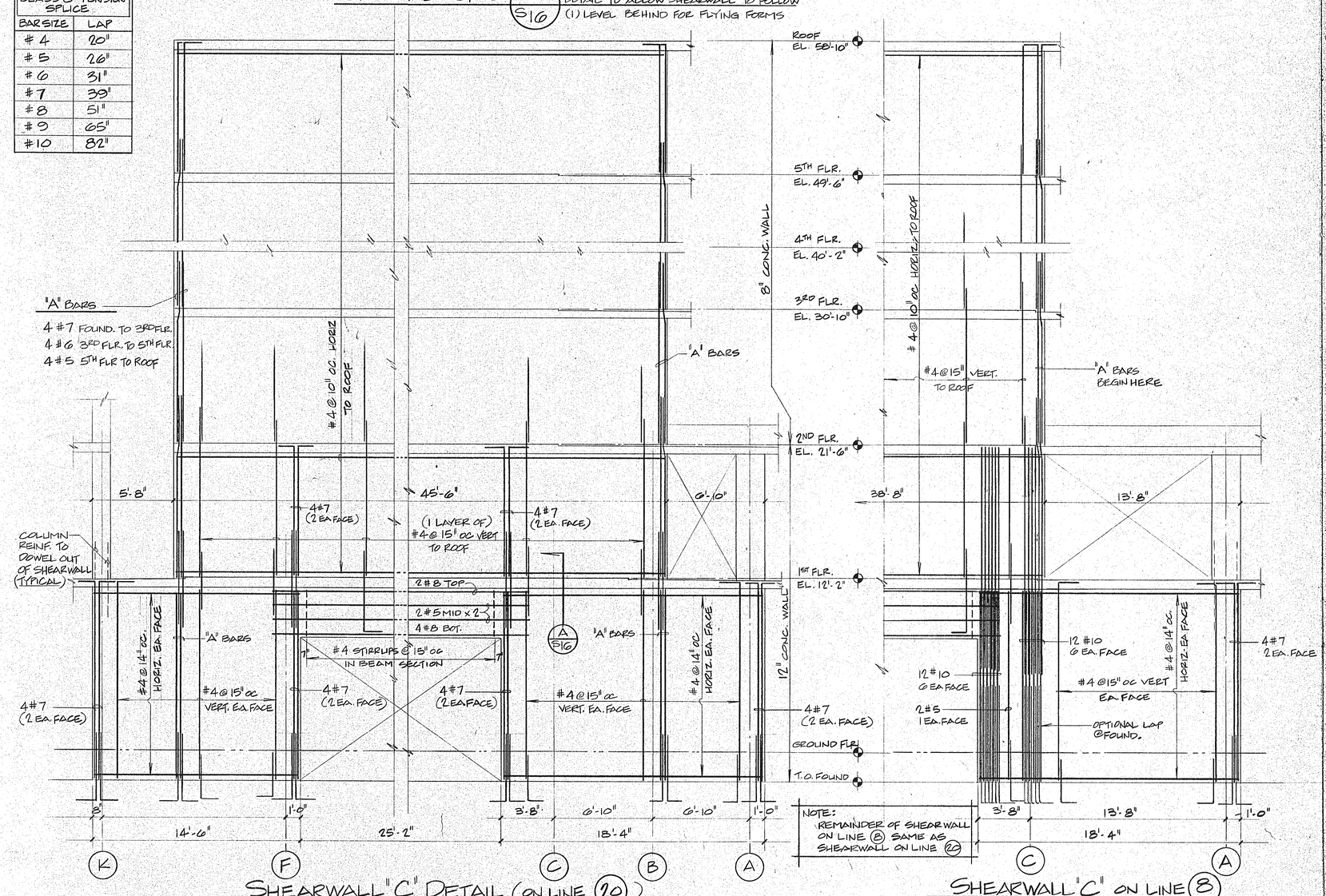

NOTE: REMAINDER OF SHEARWALL ON LINE (B) SAME AS SHEARWALL ON LINE (20)

SHEARWALL "C" DETAIL (ON LINE 20)

SHEARWALL "C" ON LINE 8
END ELEVATION

SUNSET BEACH
OF LONGBOAT KEY

ARVIDA CORPORATION · EDWARD J. SEBERT, AIA, ARCHITECT & PLANNER, P.A. · THE GWA GROUP
BRABHAM, KUHNS, DEBAY, CONSULTING ENGINEERS · OLSEN, WHITE, & ASSOCIATES, STRUCTURAL ENGINEERS · BENNETT & BISHOP, INC. CONSULTING ENGINEERS & SURVEYORS

BLDG. - #3 SHEARWALL SCHEDULE

ISSUED 12-10-82
REVISED 1-4-83

SHEET S.16 OF 24

8123