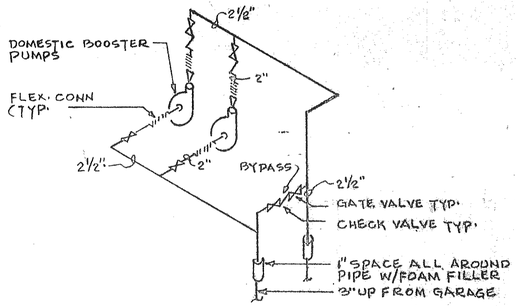

BOOSTER PUMP DETAIL

n.t.s.

PUMP DATA: (EACH PUMP)

110 GPM AT 125' TDH, 3500 RPM, 10 HP
208V, 3 PH, 60 CYCLE
ALLIS CHALMERS 2000 SERIES, 1½" Q 365
BRONZE FITTED, DRIP PROOF MOTOR,
MECHANICAL SHAFT SEALS.

CONTROLLER SHALL BE ADJUSTABLE FREQUENCY VARIABLE SPEED TYPE FOR DUPLEX PUMP OPERATION PRESSURE SIGNAL SHALL BE SENT FROM TOP FLOOR TO CONTROLLER. PUMP START STOP PRESSURE SETTINGS SHALL BE ADJUSTABLE W/LEAD LAG OPERATION & ALTERNATOR SWITCH. PUMPS SHALL HAVE LOW SUCTION CUT-OFF W/ALARM LIGHTS AND RUN LIGHTS.

NOTE:
PUMPS TO BE ON CONCRETE INERTIA PAD WITH SPRING ISOLATORS SIZED FOR ONE INCH STATIC DEFLECTION.

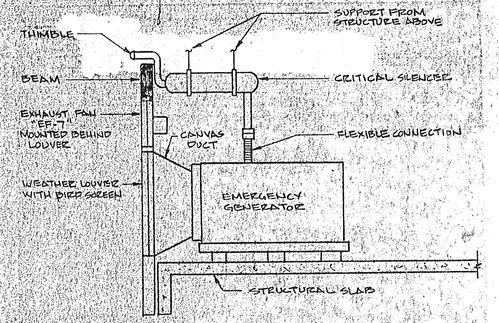

SECTION A-A

n.t.s.

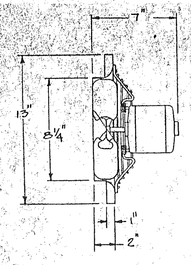

EXHAUST FAN DETAIL B / M-2

n.t.s.

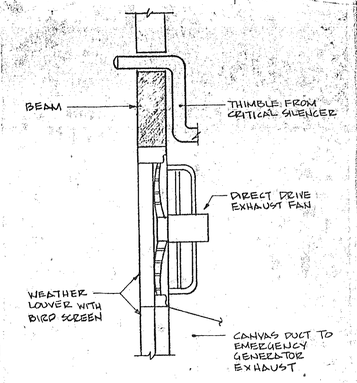

EXHAUST FAN DETAIL A / M-2

n.t.s.

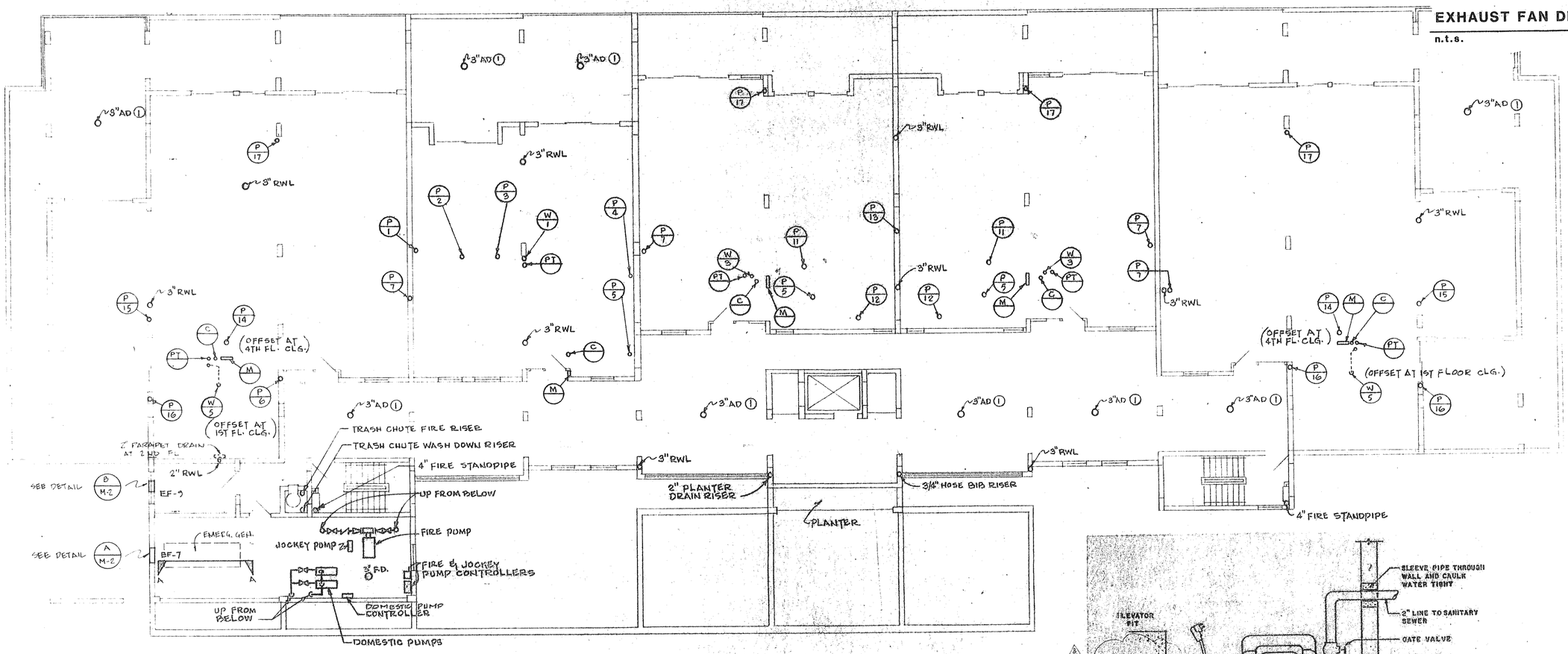

NOTES:

1. AREA DRAINS AT FIRST FLOOR ONLY
2. ONE APARTMENT UNIT OF EACH TYPE SHALL HAVE ALL TRADES ROUGHED IN FOR ENGINEERS AND ARCHITECTS APPROVAL AND TRADE COORDINATION PRIOR TO PROCEEDING INTO OTHER UNITS. LOCATION OF DIFFUSERS, SPRINKLER HEADS AND LIGHTING SHALL BE COORDINATED SO THAT THEY ARE LOCATED ON A SINGLE AXIS OF A ROOM.

BUILDING 3 - TYPICAL (FIRST FLOOR) MECHANICAL PLAN

scale 1/8" = 1'-0"

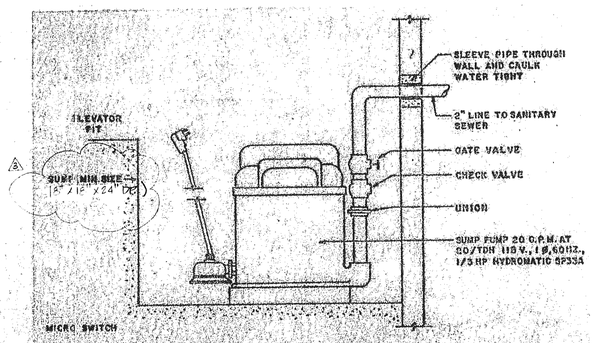

SUMP PUMP DETAIL

n.t.s.

SINSLEY & BOARDMAN
ARCHITECTS & ENGINEERS
ARCHITECT & PLANNER FOR THE BVA GROUP
BRAMWELL WHITE & ASSOCIATES, STRUCTURAL ENGINEERS
EDWARD J. GRECKY AIA ARCHITECT & PRINCIPAL
ARCHITECTURE: EDWARD J. GRECKY AIA ARCHITECT & PRINCIPAL
BRAMWELL WHITE & ASSOCIATES, STRUCTURAL ENGINEERS
OLSEN WHITE & ASSOCIATES, ENGINEERS

ISSUED
REVISED

SHEET M-2
BLDG. 3