1- LOBBY FINISHED FLOOR ACTUAL ELEVATION - 7.7 MSL

2 - ASSUMED ELEVATION OF LOBBY 0.0

3 - ALL ELEVATIONS INDICATED ARE RELATED TO ASSUMED ELEV. 0.0 UNLESS OTHERWISE INDICATED.

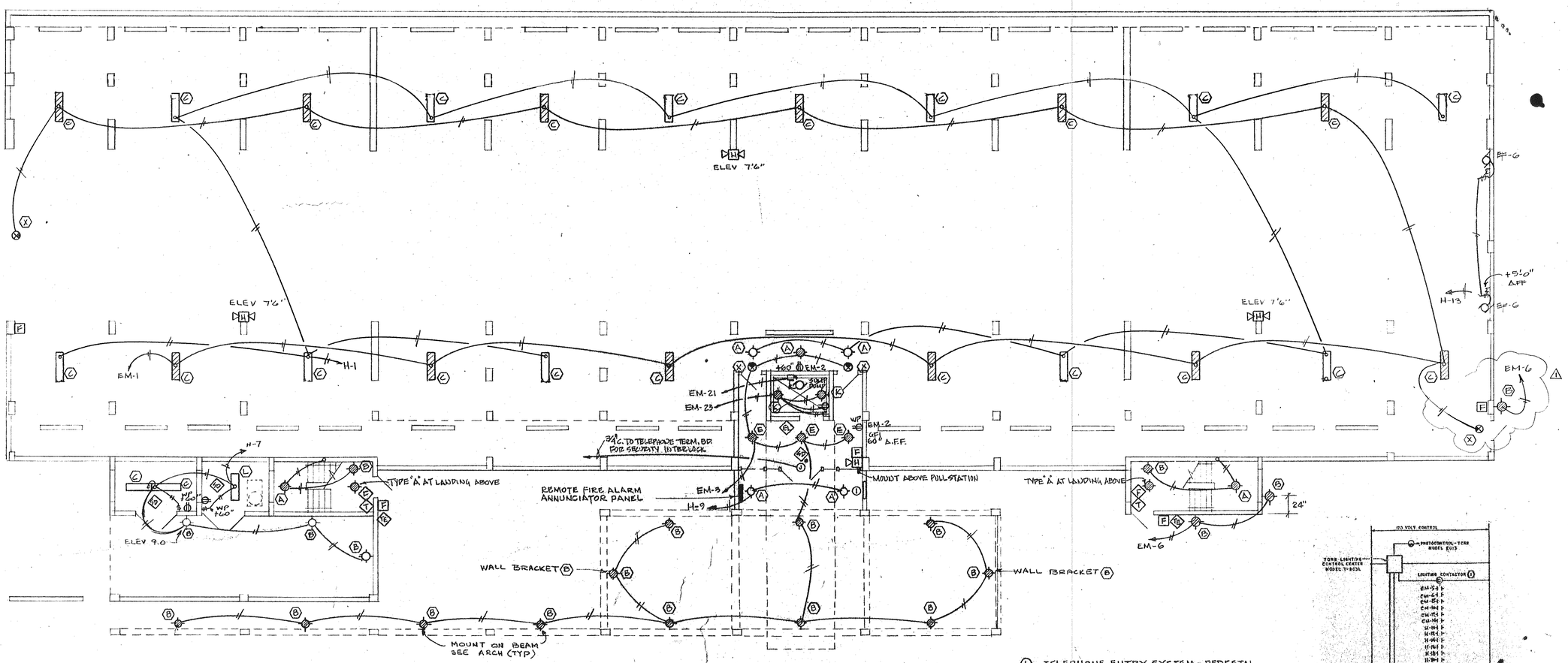

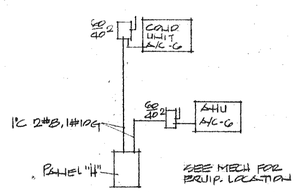

A/C-6 RISER DIAGRAM

BUILDING 3 - GROUND FLOOR ELECTRICAL PLAN

scale 1/8" : 1'-0"

① TELEPHONE ENTRY SYSTEM - PEDESTAL MOUNTED TYPE TRIGON 600 SERIES. PROVIDE 1" CONDUIT TO TELEPHONE TERMINAL BOARD)

4 ② ALL LIGHT SWITCHES TO BE MOUNTED 48" ABOVE FIN. FLOOR.

4 ③ ALL RECEPTACLES TO BE MOUNTED WITH CENTER LINE 18" ABOVE FIN. FLR.

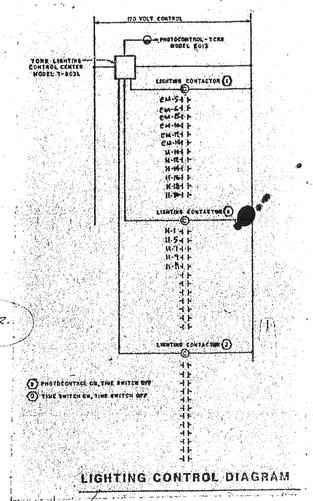

LIGHTING CONTROL DIAGRAM

SUNSET BEACH OF LONGBOAT KEY

ARVIDA CORPORATION · EDWARD J. SEIBERT AIA ARCHITECT & PLANNER, P.A. · THE SWA GROUP · BRADHAM KUHNS DEBAY CONSULTING ENGINEERS · OLSEN WHITE & ASSOCIATES STRUCTURAL ENGINEERS · BENNETT & BISHOP, INC. CONSULTING ENGINEERS & SURVEYORS

ISSUED

REVISED
ADDENDUM 8-23-83
ACCESSIBILITY CODE RQTS. 9-15-83

SHEET E-1

OF