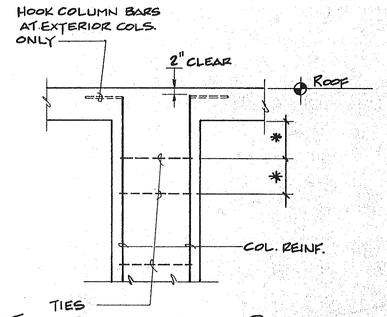

TYP. COLUMN AT ROOF

● INDICATES BAR TO BE PLACED TO OUTSIDE @ SPLICE

TYPICAL 1½" CLR. CONC. COVER OVER TIES

○ INDICATES BARS TO BE PLACED TO THE INSIDE @ SPLICE.

NOTE: BARS TO LAP IN LONG DIRECTION OF COLUMN AS SHOWN.

SECTION (X) COLUMN @ FLR. SPLICE

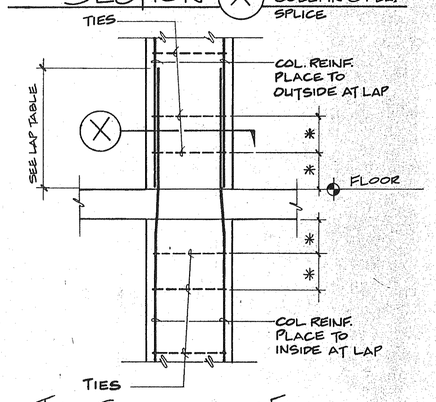

TYP. COLUMN AT FLOOR

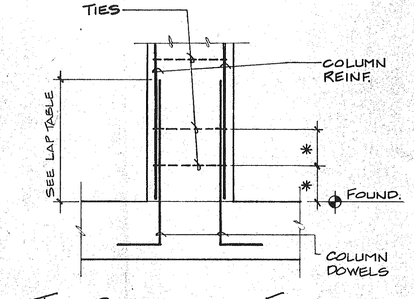

TYP. COLUMN AT FOUND.

✱ INDICATES ½ TIE SPACING LISTED

COLUMN NOTES:

CONCRETE STRENGTH = 4000 P.S.I.
REINF. STEEL:
GRADE = A615-60
LAP = SEE TABLES

T = TABLE "T" TENSION SPLICES

MINIMUM CLASS "C" TENSION SPLICES FOR TIED COLUMNS

BAR SIZE	LAP IN INCHES
#5	26"
#6	31"
#7	39"
#8	51"
#9	65"

C = TABLE "C" COMPRESSION SPLICES

MINIMUM LAPPED SPLICE LENGTHS FOR TIED COLUMNS

BAR SIZE	LAP IN INCHES
#5	16"
#6	19"
#7	22"
#8	25"
#9	28"

TYPICAL SPLICE TABLE UNLESS NOTED IN SCHEDULE

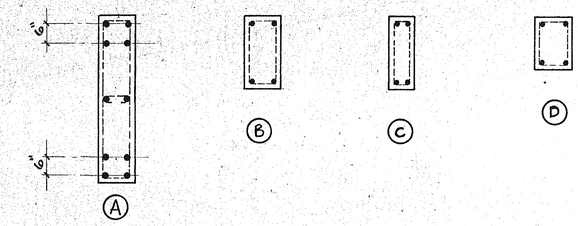

COLUMN BAR PATTERN TYPES

	C-2 C-16 C-17	C-4 C-6 C-10	C-1	A-1 A-2 A-4 A-6 A-10 A-16 A-17 B-1	A-3 A-13	B-16 B-17 B-2	H-2 H16 H-17 B-4 B-6 B-10 F-2 F-4 F-6 F-10 F-16 F-17	E-1 F-1 H-1 L-4 L-6 L-10	J-4 J-10 J-16	J-3 J-13	E-2 D-4 D-6 D-10 E-16 E-17	G-8 G-9 I-8 I-9	L-3 L-12 COLUMN (1) (2) PLACES SEE S-12	L-2 M-2 M-3 M-12 M-14 L-14 M-10	N-5 N-7 P-5 P-7 P-11 P-13 P-15	O-11 O-13 O-15	L-16 M-16	L.1 - 14.3 L.2 14.4 N.4 14.3 L.1 14.2 N.4 13 N.1 12 N.3 11.1 N.2 11.1	M-14.1
	SEE TYPICAL TRANS. BM SECTION ON S-17 FOR COL. LAP CONDITION @ 1ST FLR		(Y S-15) SIM. 8x24 12x56 1ST FLR	A-6 STOPS @ 1ST FLOOR		SEE TYPICAL TRANS. BEAM SECTION ON S-17 FOR COLUMN LAP CONDITION @ 1ST FLOOR			SEE TYPICAL TRANS. BM. SECTION ON S-17 FOR COL-LAP CONDITION @ 1ST FLR										
STAIR ROOF SEE SHT # S-19 FOR ELEV.			(C)																
ELEVATOR ROOF SEE SECT. E/S20								1-#10 ONLY					8x24 (C) 4-#6 #3@8"						
ROOF EL. 58'-10"													SHEARWALL "A" SEE SHT #S-16						
5TH FLOOR EL. 49'-6"																			
4TH FLOOR EL. 40'-2"	4-#6		4-#6				4-#6	4-#6	4-#5	4-#5	4-#6	4-#6		4-#6					
3RD FLOOR EL. 30'-10"				(Y S-15)				(Y S-15)							N-7 ONLY 4-#7 #3@8"				
2ND FLOOR EL. 21'-6"				22'-10"															
1ST FLOOR EL. 12'-2"	8x24 (C) 4-#7 #3@8"		8x24 (C) 4-#7 #3@8"	T 8x24 (C) 4-#7 #3@8"	T 8x24 (C) 4-#7 #3@8"	8x24 (C) 4-#7 #3@8"	8x24 (C) 4-#7 #3@8"	8x24 (C) 4-#7 #3@8"	8x16 (C) 4-#7 #3@8"	8x16 (C) 4-#7 #3@8"	8x24 (C) 4-#7 #3@8"				8x16 15'-8"	8x16 (C) 4-#7 #3@8"				
LAP TYPE IF TENSION SPLICE IS REQUIRED																			
COL. SIZE	* T 12"x56"	T 12"x36"	12x56	12x24		12x24	12x24	12x24	12x16			8x24		8x24	T 12x16	T 12x16	T 8x24	8x16	8x3'-4"
COL. TYPE	(A)	(A)	(A)	(B)	SHEARWALL "C" SEE SHT. #S-16	(B)	(B)	(B)	(D)	SHEARWALL "C" SEE SHT #S-16	TRANSFER BM. @ 1ST FLOOR SEE S-17	(C)		(C)	(D)	(D)	(C)	(C)	(A)
VERT REINF.	10-#7	10-#7	10-#7	4-#8		4-#8	4-#8	4-#8	4-#7			4-#7		4-#7	T 4-#7	4-#7	4-#7	4-#6	10#6
TIES	#3@12"	#3@12"	#3@12"	#3@12"		#3@12"	#3@12"	#3@12"	#3@12"			#3@8"		#3@8"	#3@12"	#3@12"	#3@8"	#3@8"	#3@8"
GROUND FLR. EL. 0'-0"																			
FOUND.																			
DOWELS	10-#7	10-#7	10-#7	4-#8		4-#8	4-#8	4-#8	4-#7			4-#7		4-#7	4-#7	4-#7	4-#7	4-#6	8#6

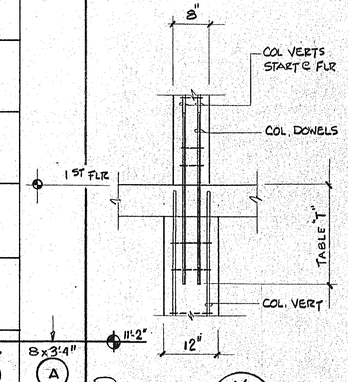

DETAIL (Y / S-15)

COLUMN SCHEDULE

SUNSET BEACH
8 FLOOR LONGBOAT KEY

COLUMN SCHEDULE

BUILDING # 1

ARVIDA CORPORATION - EDWARD J. SEIBERT, AIA ARCHITECT & PLANNER, PA. - THE SWA GROUP, ASSOCIATES - STRUCTURAL ENGINEERS - BENNETT & BISHOP INC CONSULTING ENGINEERS & SURVEYORS
BRABHAM, KUHNS DEBAY, CONSULTING ENGINEERS - OLSEN, WHITE, & ASSOCIATES

ISSUED 12-10-82
REVISED 1-4-83

SHEET S.15 OF 24