AF 35056

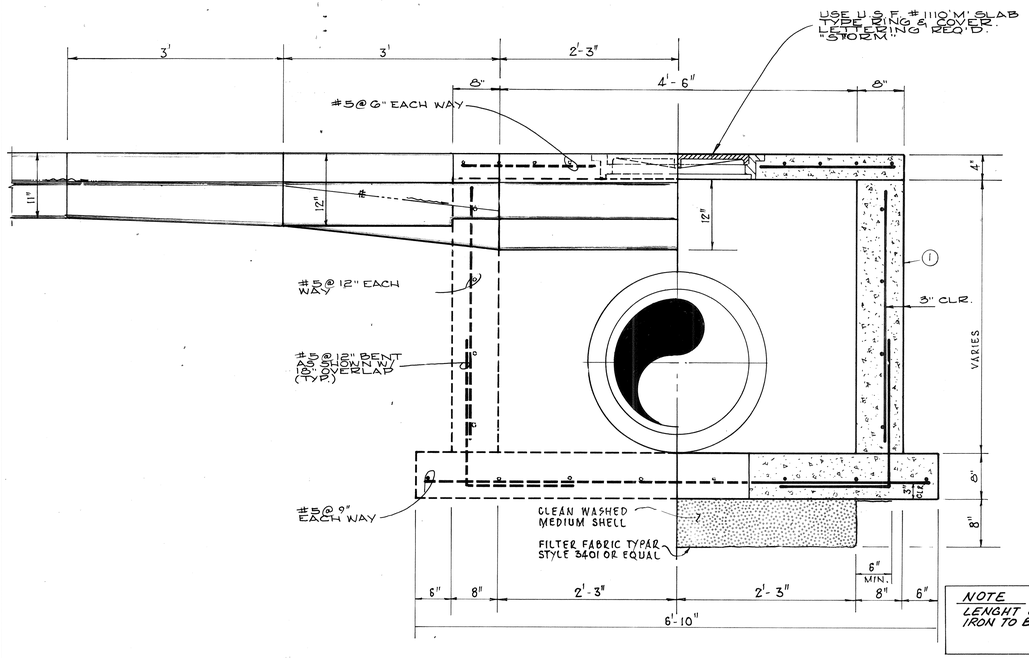

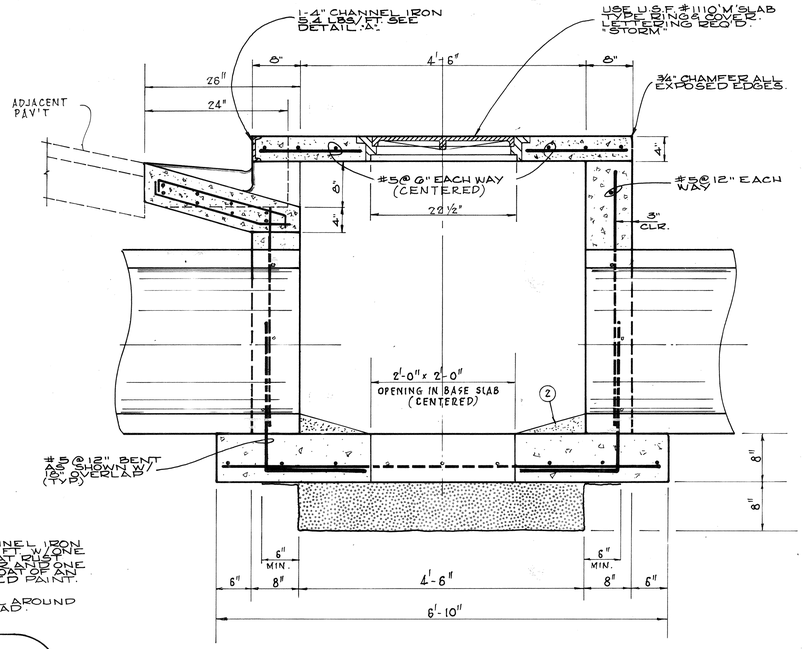

NOTE
LENGHT OF CHANNEL IRON TO BE EQUAL 5'-10"

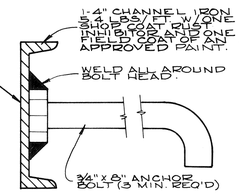

DETAIL "A"
N.T.S.

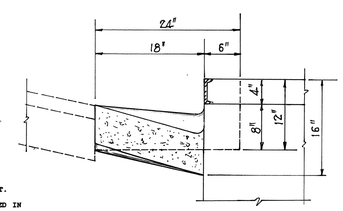

SECTION C-C
SCALE: 1" = 1'-0"

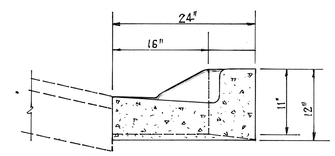

SECTION D-D
SCALE: 1" = 1'-0"

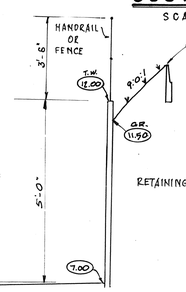

SECTION A-A
N.T.S.

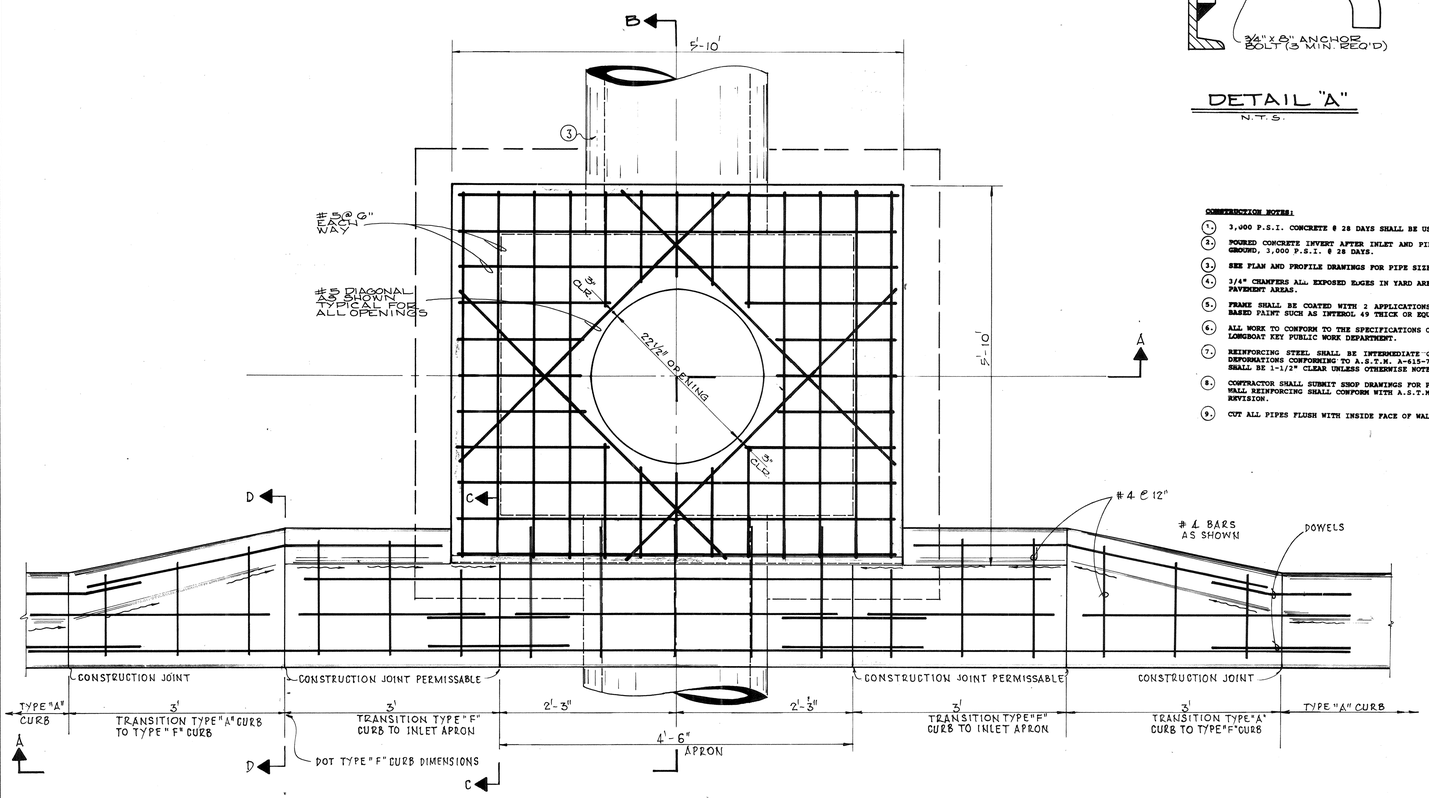

PLAN VIEW
CURB INLET
N.T.S.

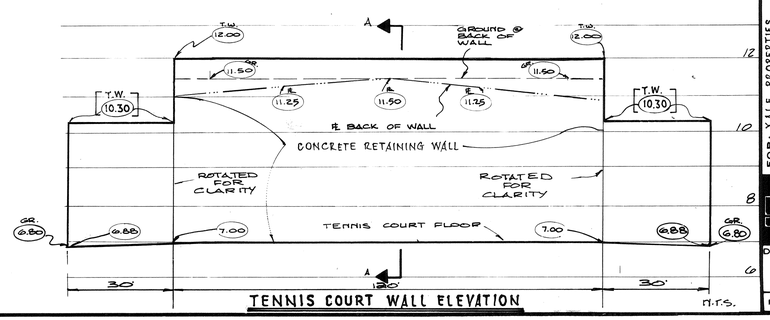

TENNIS COURT WALL ELEVATION

INFORMATION IN BRACKETS PROVIDED BY CONTRACTOR

LTR.	DATE	REVISION	BY
A	11/14/90	REVISED BOTTOM, MAX & ADDED FABRIC & FILTER FABRIC AS SHOWN	N.Y.
B	12/5/91	REVISE "C-C" - "D-D" DRAWINGS	
C	12/11/92	REVISE TEN. COURT WALL IN ACCEPTANCE W/CONTRACTOR PROVIDED INFO.	CRE/REF

DESIGNED BY J.M.B.
DATE: JULY, 1990
SCALE: AS SHOWN
DRAWN BY M.J.H.
CHECKED BY
PROJECT NO. 2591
MILLARD, J. TOPPER, P.E., FLA. CERT. NO. 35765

SARASOTA, FLA. 33582
133 SOUTH McINTOSH RD.

CONSULTING ENGINEERS & SURVEYORS
SMALLY, WELLFORD & NALVEN, Inc.

FOR: YALE PROPERTIES

L'AMBIANCE
CURB INLET

DRAWING NUMBER 9
REVISION "D"

INDEX NO. G-2591-014

L'AMBIANCE