AF 43776

NOTE: THIS PLAN IS FOR STORMPIPING USE ONLY.

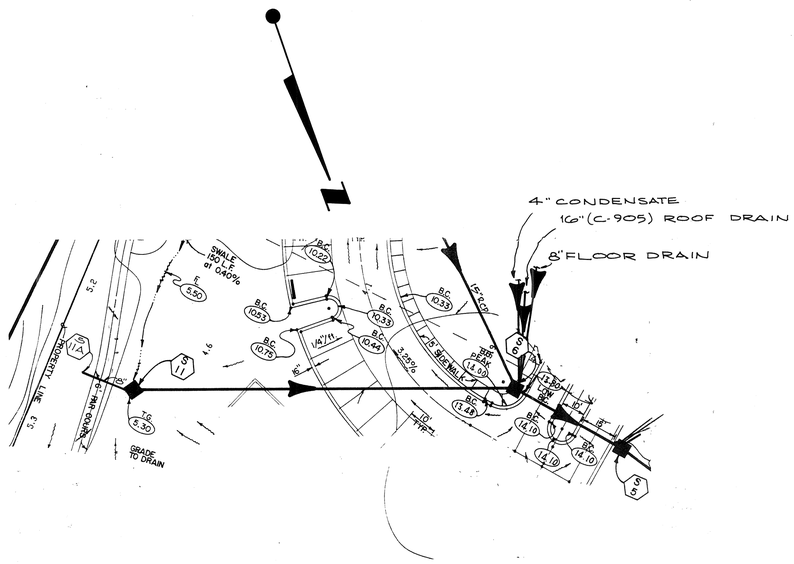

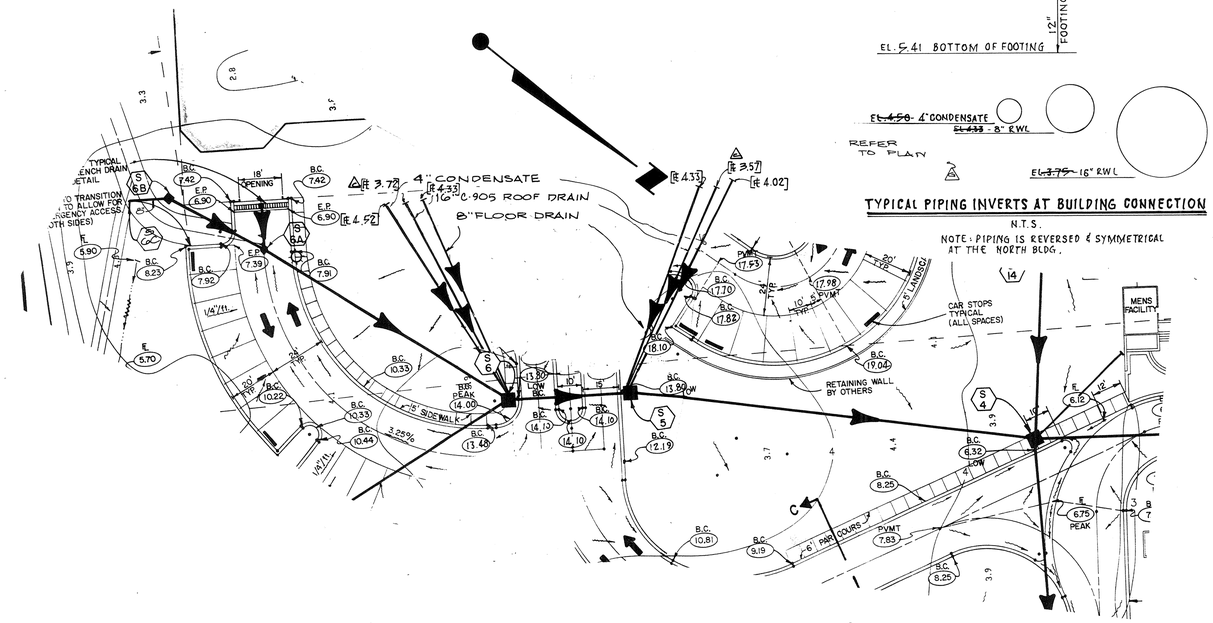

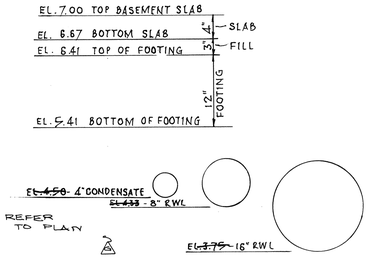

TYPICAL PIPING INVERTS AT BUILDING CONNECTION

N.T.S.

NOTE: PIPING IS REVERSED & SYMMETRICAL AT THE NORTH BLDG.

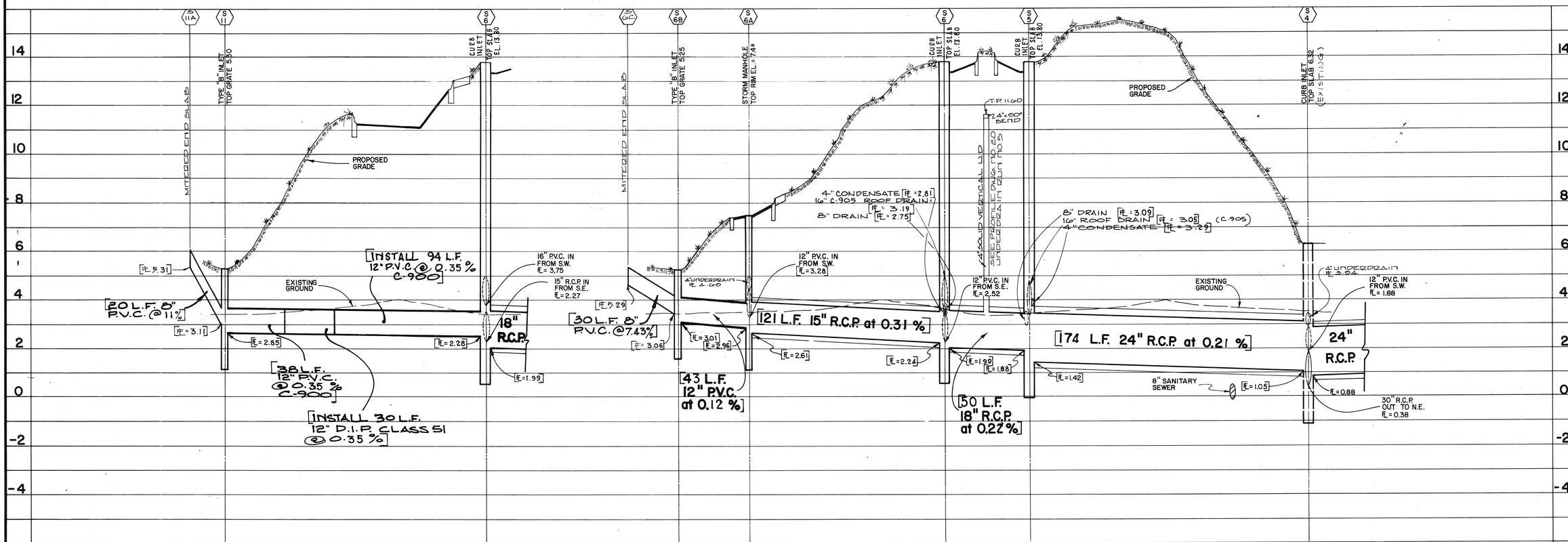

INFORMATION IN BRACKETS PROVIDED BY CONTRACTOR

LTR.	DATE	REVISION	BY
A	5/15/91	REVISED PROFILES S-4 TO S-8 & S-11 TO S-6 & PLAN	JMB/EF
B	6/14/91	REVISE PIPING & ADD CHECK VALVE	CM/JB
C	7/1/91	REVISE PIPING & ADD CHECK VALVE	CM/JB
D	7/8/91	REV. INVERTS AT CONDENSATE & ADD TYPICAL PIPING INV. ELV'S	CM/JB
E	7/17/91	REVISE PIPING & ADD CHECK VALVE	CM/JB
F	7/26/91	ADD UNDERDRAIN PLAN & ADD 8" STORM PIPE FROM S-11 TO S-11A	CM/JB
G	8/21/91	REVISE PIPING & ADD CHECK VALVE	CM/JB
H	9/9/91	REVISE STORM WATER PIPE "ONLY"	CM/JB

DESIGNED BY J.M.B.

DATE: 7/90

SCALE: HOR. 1"=30' VERT. 1"=2'

DRAWN BY R.B.K.

CHECKED BY

PROJECT NO. 2591

MILLARD J. YODER FL. CERT. # 33765

SARASOTA, FLA. 33582

133 SOUTH McINTOSH RD.

CONSULTING ENGINEERS & SURVEYORS

FOR: YALE PROPERTIES

L' AMBIANCE
STORM WATER PLAN & PROFILE

SMALLY, WELLFORD & NALVEN, Inc.

DRAWING NUMBER 4

REVISION "H"

INDEX NO. G-2591-009

L'AMBIANCE