AF 35056

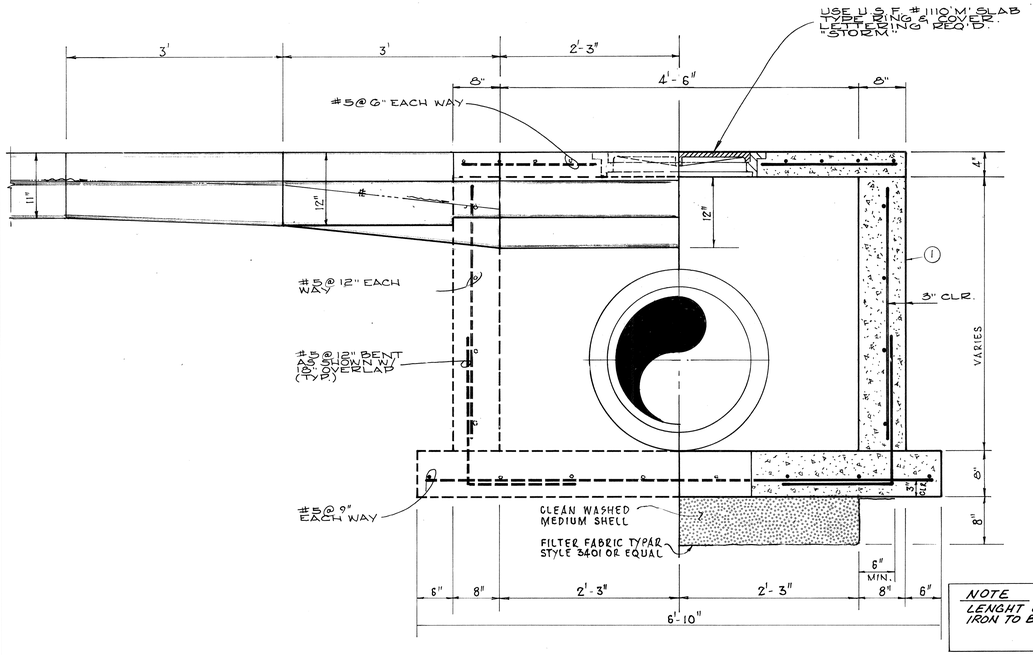

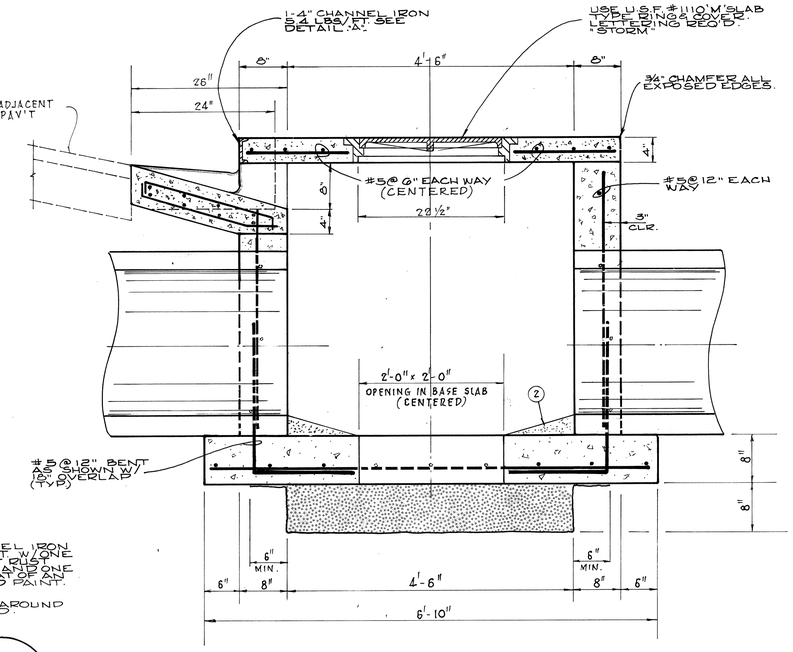

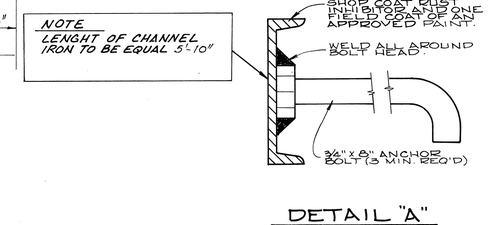

NOTE
LENGHT OF CHANNEL IRON TO BE EQUAL 5'-10"

DETAIL "A"
N.T.S.

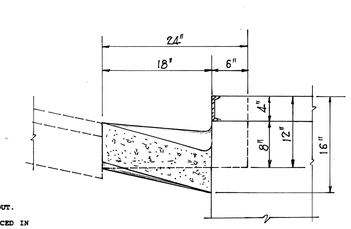

SECTION C-C
SCALE: 1" = 1'-0"

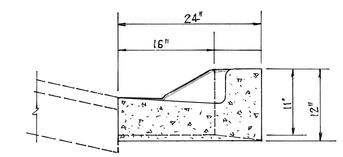

SECTION D-D
SCALE: 1" = 1'-0"

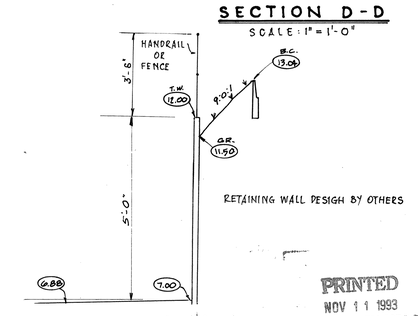

SECTION A-A
N.T.S.

PRINTED
NOV 11 1993
SMALLY, WELLFORD & NALVEN
A DIVISION OF WILLIAM MILLER, BARTON & PEEK, INC.

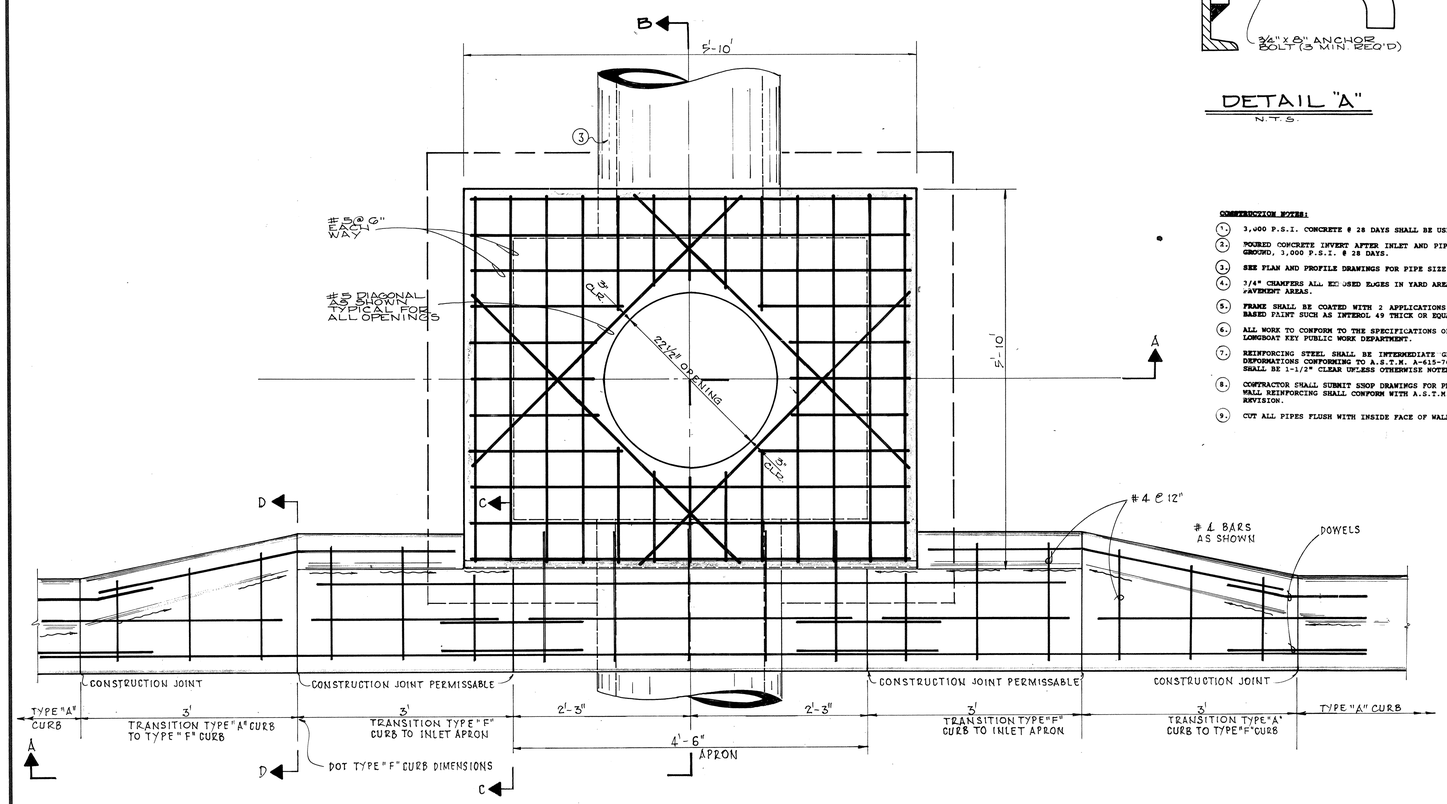

PLAN VIEW
CURB INLET
N.T.S.

CONSTRUCTION NOTES:

1. 3,000 P.S.I. CONCRETE @ 28 DAYS SHALL BE USED THROUGHOUT.
2. POURED CONCRETE INVERT AFTER INLET AND PIPES ARE PLACED IN GROUND, 3,000 P.S.I. @ 28 DAYS.
3. SEE PLAN AND PROFILE DRAWINGS FOR PIPE SIZE AND ALIGNMENT.
4. 3/4" CHAMFERS ALL EXPOSED EDGES IN YARD AREAS, 1/4" TOOLED IN PAVEMENT AREAS.
5. FRAME SHALL BE COATED WITH 2 APPLICATIONS OF A BITUMASTIC BASED PAINT SUCH AS INTEROL 49 THICK OR EQUAL.
6. ALL WORK TO CONFORM TO THE SPECIFICATIONS OF THE TOWN OF LONGBOAT KEY PUBLIC WORK DEPARTMENT.
7. REINFORCING STEEL SHALL BE INTERMEDIATE GRADE BILLET WITH DEFORMATIONS CONFORMING TO A.S.T.M. A-615-76a. ALL STEEL SHALL BE 1-1/2" CLEAR UNLESS OTHERWISE NOTED.
8. CONTRACTOR SHALL SUBMIT SSOP DRAWINGS FOR PRECAST BOXES. WALL REINFORCING SHALL CONFORM WITH A.S.T.M. C-478 LATEST REVISION.
9. CUT ALL PIPES FLUSH WITH INSIDE FACE OF WALL.

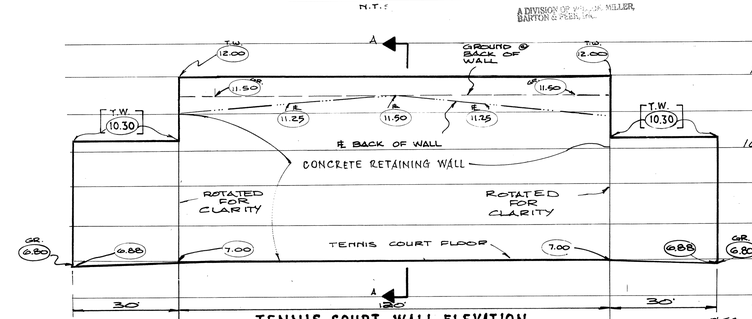

TENNIS COURT WALL ELEVATION

INFORMATION IN BRACKETS PROVIDED BY CONTRACTOR

LTR.	DATE	REVISION	BY
A	11/19/90	REVISED BOTTOM SLAB & FILTER FABRIC AS SHOWN	M.J.H.
B	3/1/91	ADDED TENNIS COURT WALL	M.J.H.
"D"	12/1/92	REVISE TEN. COURT WALL IN ACCORDANCE W/CONTRACTOR PROVIDED INFO.	CFR/EP

SCALE:	DATE:	DESIGNED BY
AS SHOWN	JULY, 1990	J.M.B.
DRAWN BY	CHECKED BY	PROJECT NO.
M.J.H.		2591

MILLARD J. YODER, P.E., FLA. CERT. NO. 35765

SARASOTA, FLA. 33582

133 SOUTH McINTOSH RD.

CONSULTING ENGINEERS & SURVEYORS

SMALLY, WELLFORD & NALVEN, Inc.

FOR: YALE PROPERTIES

L'AMBIANCE
CURB INLET

DRAWING NUMBER 9

REVISION "D"

INDEX NO. G-2591-014