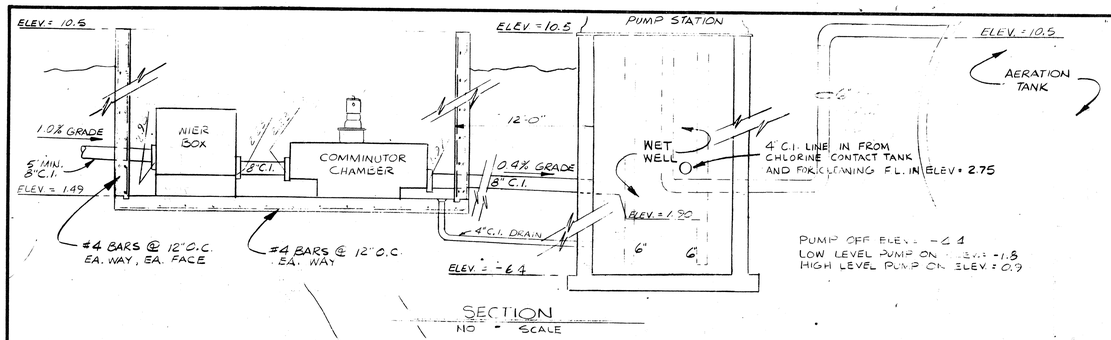

SECTION
NO - SCALE

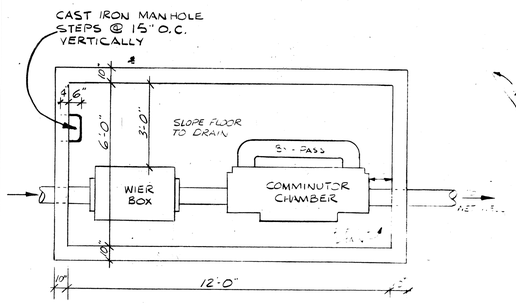

PLAN
NO - SCALE

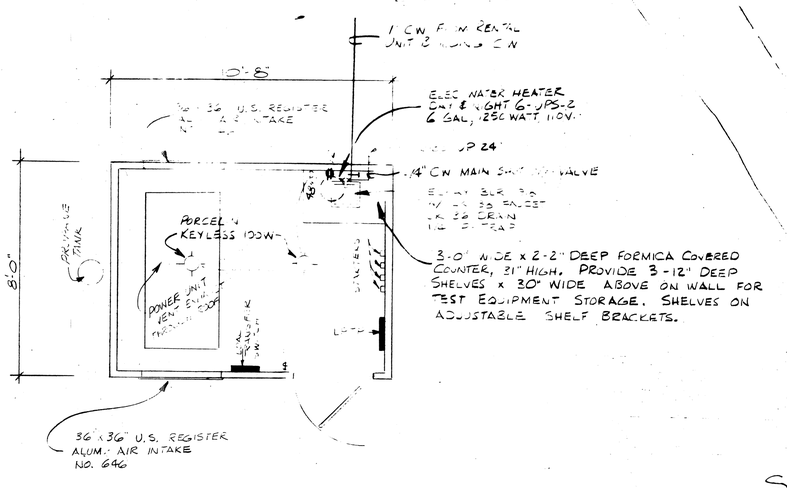

AUX. POWER BUILDING FLOOR PLAN
SCALE 3/8" = 1'-0"

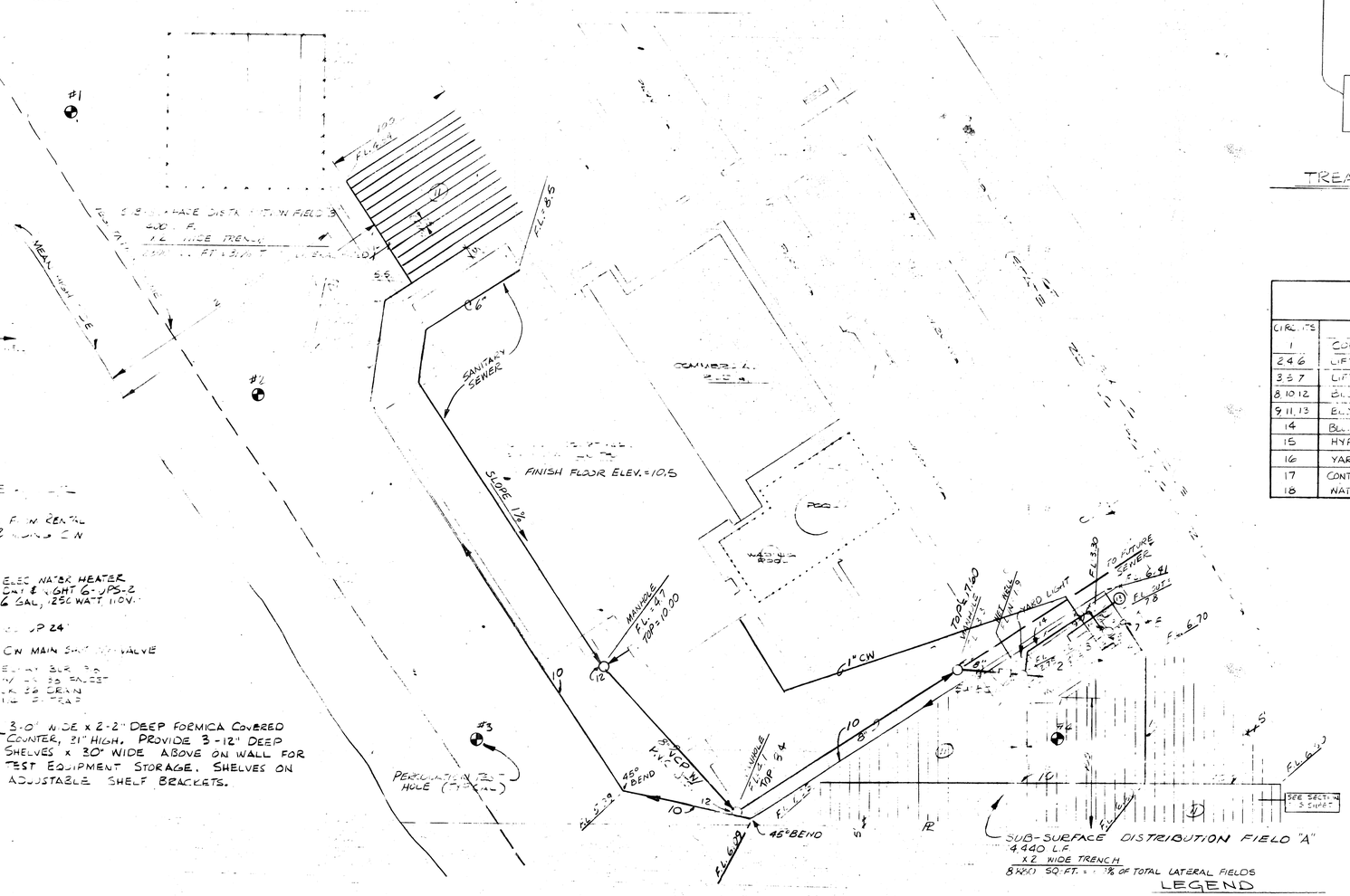

SEWERAGE TREATMENT PLANT
SCALE 1" = 50'

NORTH

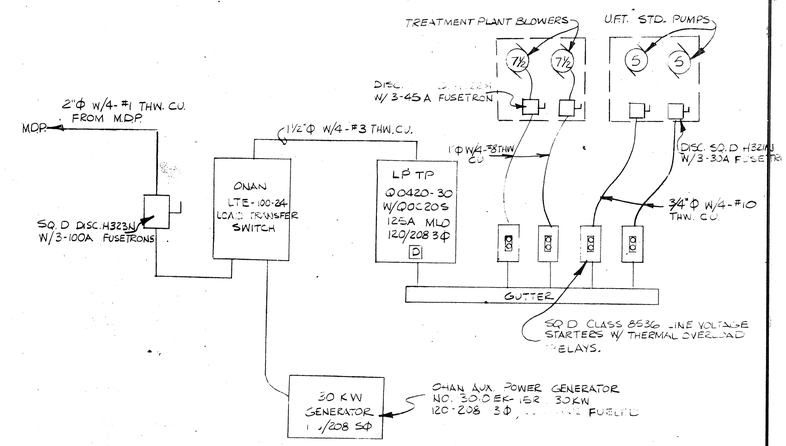

TREATMENT PLANT ELECTRICAL DIAGRAM

PANEL "TP"						
CIRCUITS	LOAD	L-1	L-2	L-3	CONDUIT	WIRE
1	COMMINUTOR	1600			1/2	2-#12
2 4 6	LIFT STATION	2000	2000	2000	1/2	3-#12
3 5 7	LIFT STATION	2000	2000	2000	1/2	3-#12
8 10 12	BLOWERS	2000	2000	2000	3/4	3-#10
9 11 13	BLOWERS	2000	2000	2000	3/4	3-#10
14	BLOWER AUX. EQUIP.		1200		1/2	2-#12
15	HYPOCHLORINATOR			550	1/2	2-#12
16	YARD LIGHTS	400			1/2	2-#12
17	CONTROL BUILDING		1200		1/2	2-#12
18	WATER HEATER			1250	1/2	2-#12

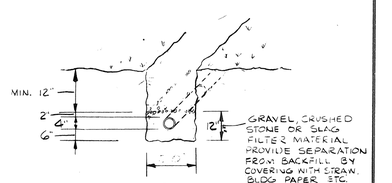

SECTION - ABSORPTION FIELD

SHEET NO.	TREATMENT PLANT DRAWINGS
ST-1	TREATMENT SITE PLAN
ST-2	AREATION TANK
ST-3	ADDIGEST - CLARIFIER
ST-4	CHLORINE CONTACT TANK
ST-5	HYPOCHLORINATOR
ST-6	ADJUSTABLE FLOW DIVISION BOX
ST-7	SURVEY & TOPO PLAN

PERCOLATION RATE

HOLE #1 -	SEC/INCH	1.00
HOLE #2 -	" "	2.35
HOLE #3 -	" "	26.66
HOLE #4 -	" "	10.00

LEGEND

1 - LIFT STATION & 4' DIA. MANHOLE
2 - AERATION TANK NO. 10RA30
3 - CLARIFIER NO. 10CI01
4 - METAL BUILDING, WITH AUXILIARY POWER UNIT & SINK
5 - CHLORINE CONTACT TANK
6 - HYPOCHLORINATOR
7 - ADJUSTABLE FLOW DIVISION BOX
8 - 6' HIGH WOOD FENCE
9 - 12' WIDE GATE
10 - 6" PIPE (CLOSED JOINTS)
11 - 4" PIPE (OPEN JOINTS)
12 - MANHOLES
13 - SLUDGE STORAGE TANK
14 - 4" C.I. DRAIN FROM CHLORINE CONTACT TANK; [illegible]
15 - 4" GATE VALVE & BOX

1979 G.O.M.D.

COMM. NO. [illegible]

HOLIDAY INN
STATE
CONGRESS KEY FLORIDA

ST

SHEET 11-4 OF

HOOD-RICH
ARCHITECTS & CONSULTING ENGINEERS
801 SOUTH GLENSTONE
SPRINGFIELD, MISSOURI 65802

DATE [illegible] 5/1/72 6/6/72

G-1217-368

HOLIDAY INN W/S-8 12/8/72 4/23/73