ATTENUATION OF RUNOFF COMPUTATION
(SEE TYPICAL SECTION B-B)

1. Volume required to store first 1" of rain 150' x 900' x 1/12 = 11,250 cu.ft. required.
2. Storage in swale 8'/2'x 1' x 700 LF = 2800 cu.ft.
3. Storage in 12" ϕ culvert .78 sq.in. inside: 113/144 x 700 LF = 546 cu.ft.
4. Storage in 2' x 4' rock trench; (2'x4') -(.78 sq.ft.) x 700 LF x .30 voids = 7.22 sq.ft. x 700 LF x .30 = 1516 cu.ft.
5. Percolation rate @ 30"/hr bottom of 4' trench 4' x 30"/12" x 700 LF = 7000 cu.ft.
6. Sum of (2)+(3)+(4)+(5)= 12,300 cu.ft. available.
7. Size outfall for 6.0 CFS select 18" @.4 % grade.

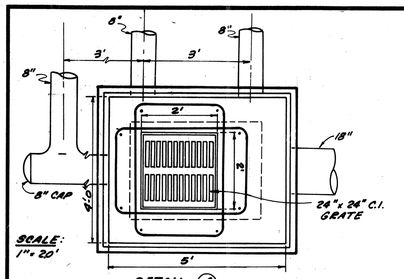

DETAIL (A)

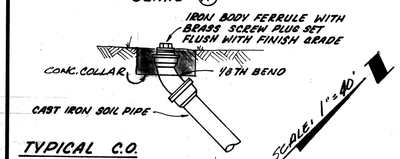

TYPICAL C.O.
DETAIL (B)

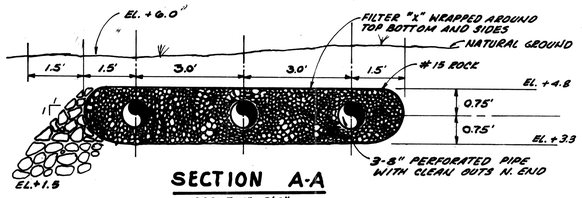

SECTION A-A
SCALE: 1"=2'0"

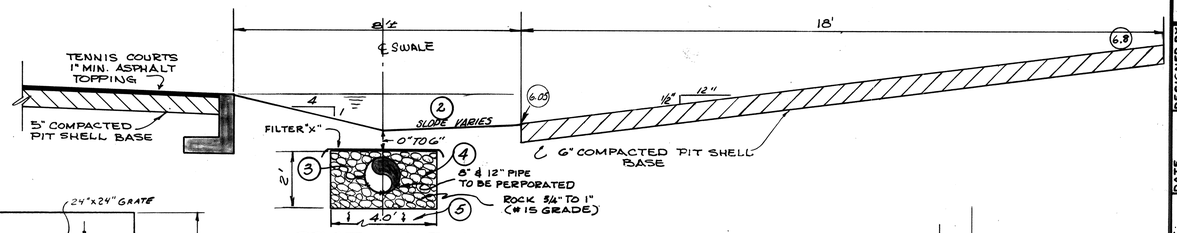

SECTION B-B
SCALE: 1"=2'0"

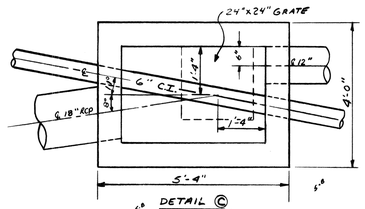

DETAIL (C)
SCALE: 1"=2'

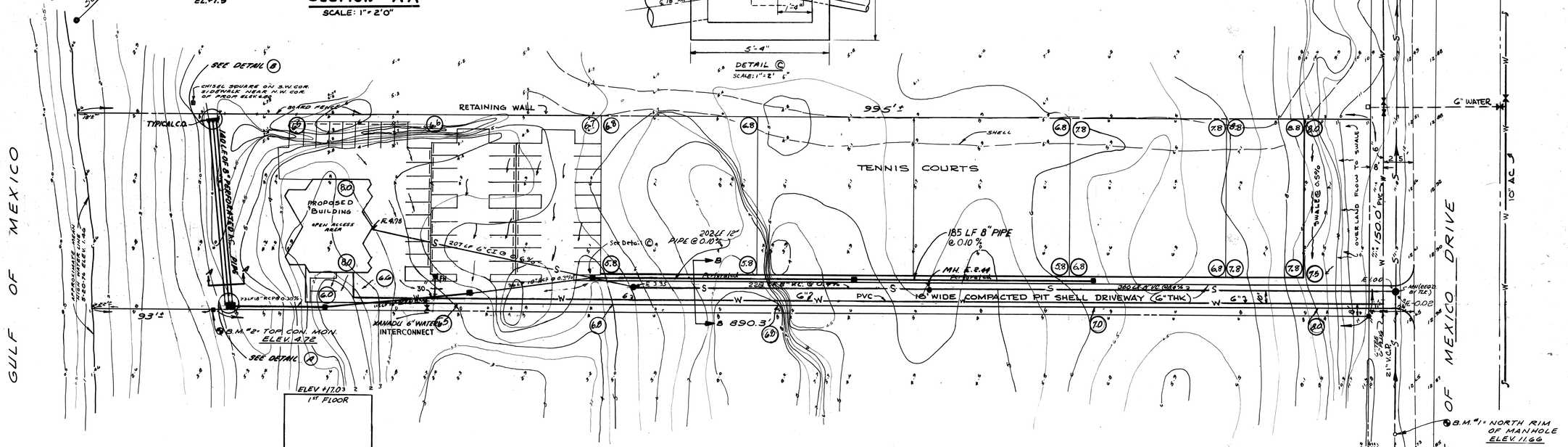

AS BUILT PLANS
Date 5/13/77 By HMG

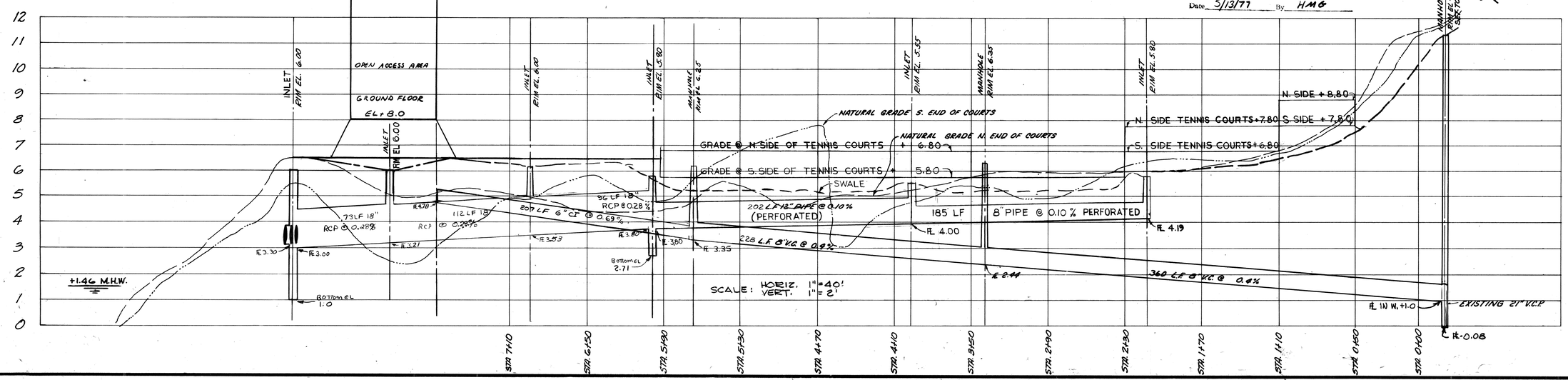

LTR.	DATE	REVISION	BY
A	7-8-76	ADD SECTION A-A, REVISED SECTION B-B, ADD SWALE @ EAST SIDE COURTS, ADD NOTES, ADD WATER IN TYPICAL INLET DETAIL	L.J.V.
B	8-25-76	ADD SWALE, ADD WATER IN TYPICAL INLET DETAIL, ADD NOTES	L.J.V.
C	9-2-76	AS PER CONTRACT TO MANADO ADDED WATER CROSSING REMOVED	H.M.G.
D	10-28-76	ADD DIMENSIONS TO SWALE, ADD NOTES, ADD SWALE DETAIL	
E	11-29-76	ADD DIMENSIONS TO SWALE, ADD NOTES, ADD SWALE DETAIL, ADD NOTES, ADD SWALE DETAIL, SECTION B-B (COURT)	H.M.G.
F	2-28-77	FLOWLINES, B.M.'S, FLOWLINE IN SWALE, ADD SWALE DETAIL, ADD NOTES, ADD SECTION B-B (COURT)	H.M.G.
G	5-12-77	AS BUILT REVISION AS REQUIRED	

APPROVED BY: MARTIN WELLFORD, P.E. FLA. CERT. NO. 33067

DESIGNED BY	DATE	SCALE	DRAWN BY
M.W.	6-14-76	1"=40'	H.M.G.
CHECKED BY	PROJECT NO.		
	1802		

SMALLY, WELLFORD & NALVEN — CONSULTING ENGINEERS — SARASOTA, FLORIDA

FOR: MR. JAMES B. HOLLIDAY

GRADING & DRAINAGE PLAN - COLONY COMPLEX
LONGBOAT KEY, FLORIDA

DRAWING NUMBER: G-1802-2
REVISION: G
INDEX NO. G-1802-2