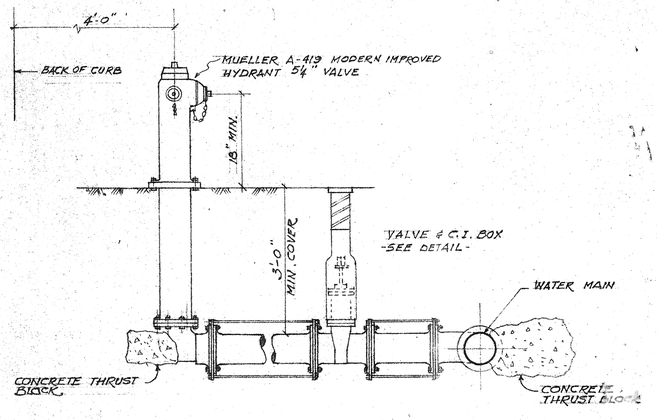


TYPICAL FIRE HYDRANT

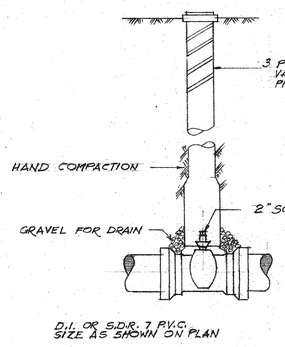


VALVE DETAIL

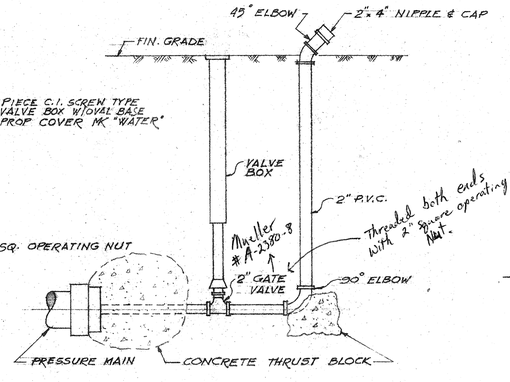


TYPICAL BLOWOFF DETAIL

| THRUST BLOCK AREAS IN SQ. FT. | | | | |
|---|---|---|---|---|
| PIPE SIZE | TEE | 90° BEND | 45° BEND | 22.5 BEND |
| 4 | 1.5 | 2.0 | 1.0 | 1.0 |
| 6 | 4.0 | 5.5 | 3.0 | 1.5 |
| 8 | 7.0 | 10.0 | 5.5 | 3.0 |
| 10 | 10.0 | 14.0 | 7.0 | 5.0 |

PRESSURE MAIN THRUST BLOCKS

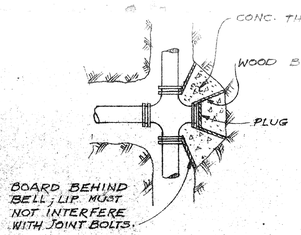


CROSS WITH PLUG

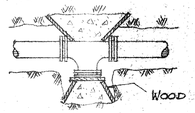


TEE WITH PLUG

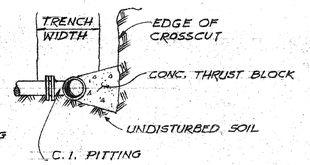


TYPICAL SECTION

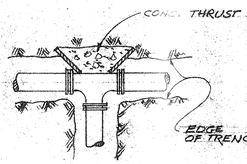


TEE

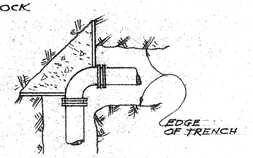


BEND

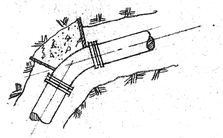

45° BEND AND SMALLER

## GENERAL NOTES

1. THRUST BLOCKS SHALL BE REQUIRED AGAINST UNDISTURBED MATERIAL. WHERE TRENCH WALL HAS BEEN DISTURBED, EXCAVATE ALL LOOSE MATERIAL AND EXTEND THRUST BLOCK TO UNDISTURBED MATERIAL.
2. ON TEES AND BENDS EXTEND THRUST BLOCK FULL LENGTH. PUT BOARD IN FRONT OF PLUG BEFORE POURING CONCRETE THRUST BLOCK.
3. BACKFILL SHALL CONSIST ENTIRELY OF CLEAN SAND AND ROCK FRAGMENT. ANY MUCK ENCOUNTERED SHALL BE REPLACED WITH ACCEPTABLE BACKFILL.
4. ALL WOOD BLOCKING SHALL BE PRESSURE TREATED.
5. MINIMUM COVER OF THIRTY-SIX (36) INCHES ON ALL WATER LINES.
6. PIPE TO BE AWWA SPEC. C-900, UNDERWRITER APPROVED SDR 17 OR 18, BLUE IN COLOR AND BURIED WITH DETECTION TAPE.

WATER DISTRIBUTION DETAILS

NO SCALE

HARBOUR VILLAS
BUCCANEER INN HOTEL
BUCCANEER HARBOUR CLUB INC DEVELOPER A.L. CONYERS CONSULTING ENGINEER PE
C.W. WHIDDEN CONSULTING ENGINEER PE
E. WARD ARCHITECT & BUCCANEER PA

ISSUED 8-29-81
REVISED
SHEET 7

BUCCANEER INN