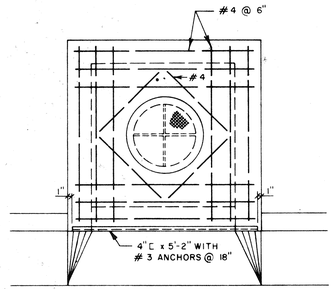

PLAN - COVER

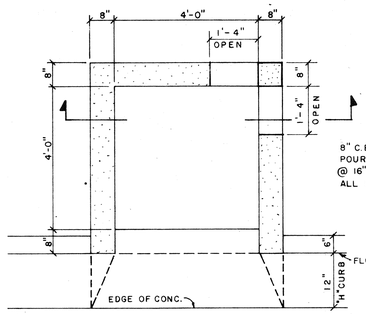

PLAN - COVER REMOVED

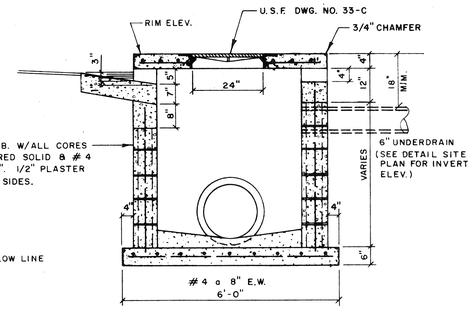

SECTION

TYPICAL CURB INLET TYPE "B" (STRUCTURES S-7A, S-9A)

SCALE: 1/2" = 1'-0"

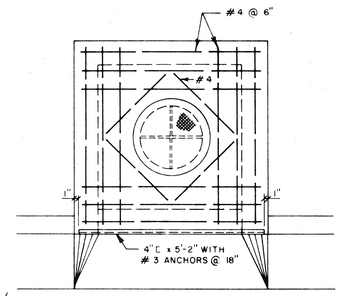

PLAN - COVER

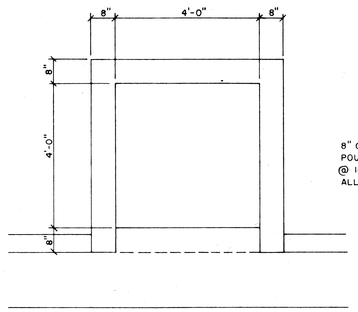

PLAN - COVER REMOVED

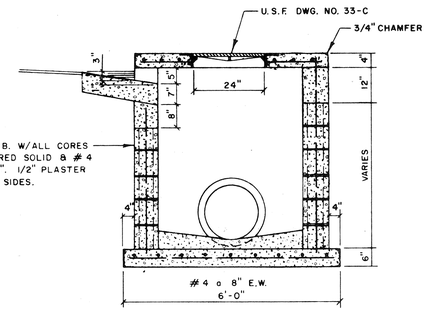

SECTION

TYPICAL CURB INLET TYPE-"A" (STRUCTURE S-7)

SCALE: 1/2" = 1'-0"

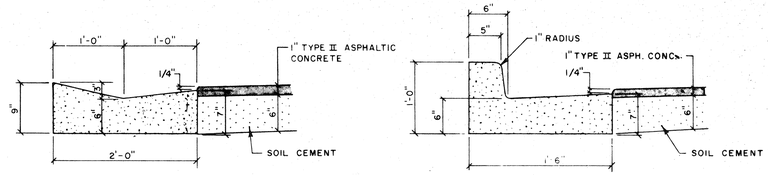

CURBS POURED WITH CONTINUOUS PAVING MACHINE SHALL HAVE JOINTS SAW CUT EVERY 10' FOLLOWING COMPLETION OF POUR. CONSTRUCTION JOINTS SHALL BE 10' O.C AND 1/2" PREMOLDED EXP. JOINTS AT 40' O.C.

TYPE "K" CURB

SCALE: 1" = 1'-0"

TYPE "H" CURB

SCALE: 1" = 1'-0"

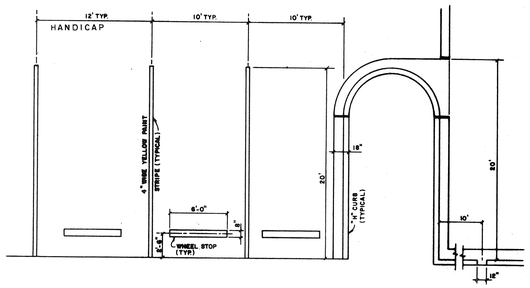

PARKING LOT DETAILS

N.T.S.

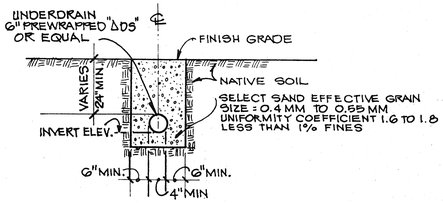

TYPICAL UNDERDRAIN DETAIL *

N.T.S.

* NOTE: ALL UNDERDRAIN PIPE SHALL BE PROTECTIVE WRAP (DRAIN GUARD) PLASTIC PIPE AS MANUFACTURED BY ADVANCED DRAINAGE SYSTEMS, INC., OR APPROVED EQUAL.

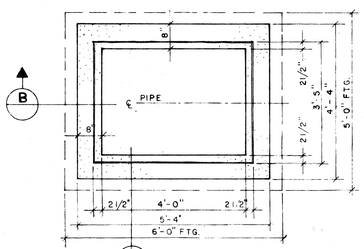

PLAN

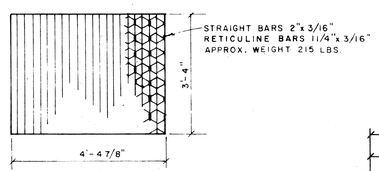

TYPE "E" STEEL GRATING

(DOT INDEX DDI-03)

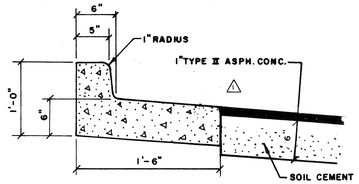

TYPE "H" CURB MODIFIED

SCALE: 1" = 1'-0"

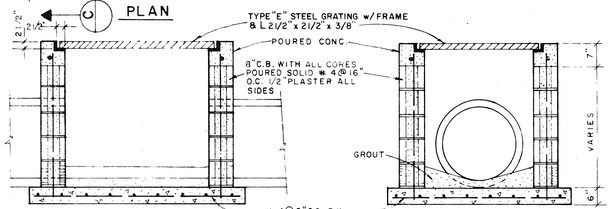

SECTION "B"

SECTION "C"

TYPICAL DROP INLET TYPE-"C" (STRUCTURE S-7B)

SCALE 1/2" = 1'-0"

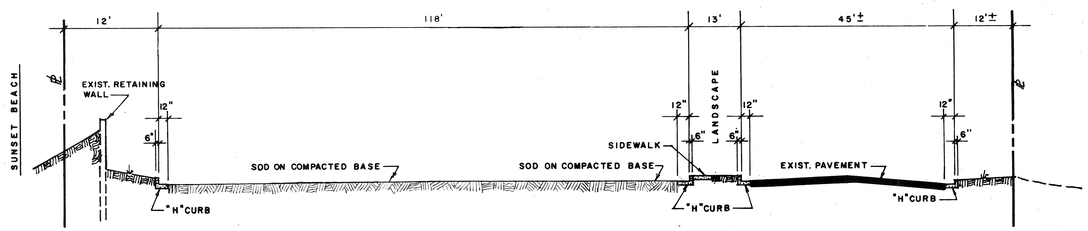

SECTION "B-B"

NOT TO SCALE

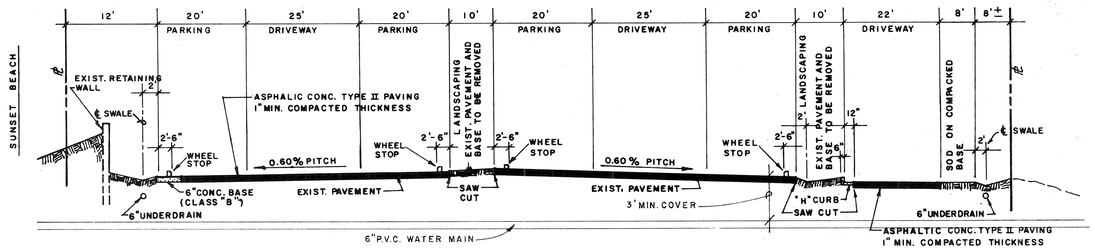

NOTE:
EXISTING PAVEMENT SHALL BE CLEANED PRIOR TO PAVING.

SECTION "A-A"

NOT TO SCALE

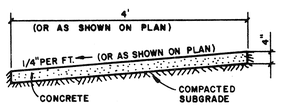

TYPICAL SECTION
SIDEWALK

N.T.S.

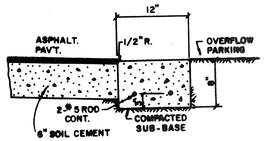

FLUSH CONCRETE
CURB TYPE "A"

N.T.S.

BENNETT & BISHOP
CONSULTING ENGINEERS & SURVEYORS
SARASOTA, FLORIDA

DATE	DESCRIPTION	BY	APPROVED BY
JAN. 17, 85	Removed Parking Section-B-	FV	
NOV. 13, 84	REVISED	FV	

DATE	OCT. 19, 84
SCALE	AS NOTED
DESIGN	FV.
DRAWN	N.A.L.
CHECK	
APPROVED	

ARVIDA CORPORATION
BEACH CLUB

SARASOTA, FLORIDA

LONGBOAT KEY

DETAILS & SECTIONS

DWRG. No
191-798