

# ELEVATION CERTIFICATE

Important: Follow the instructions on pages 1-9.

Copy all pages of this Elevation Certificate and all attachments for (1) community official, (2) insurance agent/company, and (3) building owner.

SECTION A - PROPERTY INFORMATION				FOR INSURANCE COMPANY USE	
A1. Building Owner's Name BONAIRE LBK LLC				Policy Number:	
A2. Building Street Address (including Apt., Unit, Suite, and/or Bldg. No.) or P.O. Route and Box No. 5005 GULF OF MEXICO DR 1.				Company NAIC Number:	
City LONGBOAT KEY		State Florida		ZIP Code 34228	
A3. Property Description (Lot and Block Numbers, Tax Parcel Number, Legal Description, etc.) UNIT NO, 1 OF BONAIRE AT LONGBOAT KEY, A CONDOMINIUM					
A4. Building Use (e.g., Residential, Non-Residential, Addition, Accessory, etc.)				RESIDENTIAL	
A5. Latitude/Longitude: Lat. 27.404076		Long. -82.651621		Horizontal Datum: <input type="checkbox"/> NAD 1927 <input checked="" type="checkbox"/> NAD 1983	
A6. Attach at least 2 photographs of the building if the Certificate is being used to obtain flood insurance.					
A7. Building Diagram Number <u>7</u>					
A8. For a building with a crawlspace or enclosure(s):					
a) Square footage of crawlspace or enclosure(s)		2835.00 sq ft			
b) Number of permanent flood openings in the crawlspace or enclosure(s) within 1.0 foot above adjacent grade <u>15</u>					
c) Total net area of flood openings in A8.b <u>765</u> <del>3009.00</del> sq in					
d) Engineered flood openings? <input type="checkbox"/> Yes <input checked="" type="checkbox"/> No					
A9. For a building with an attached garage:					
a) Square footage of attached garage		N/A sq ft			
b) Number of permanent flood openings in the attached garage within 1.0 foot above adjacent grade <u>N/A</u>					
c) Total net area of flood openings in A9.b <u>N/A</u> sq in					
d) Engineered flood openings? <input type="checkbox"/> Yes <input checked="" type="checkbox"/> No					
SECTION B - FLOOD INSURANCE RATE MAP (FIRM) INFORMATION					
B1. NFIP Community Name & Community Number LONGBOAT KEY-125126			B2. County Name		B3. State
B4. Map/Panel Number 12081C-0139	B5. Suffix E	B6. FIRM Index Date 03-17-2014	B7. FIRM Panel Effective/ Revised Date 03-17-2014	B8. Flood Zone(s) AE	B9. Base Flood Elevation(s) (Zone AO, use Base Flood Depth) 10 FEET
B10. Indicate the source of the Base Flood Elevation (BFE) data or base flood depth entered in Item B9: <input type="checkbox"/> FIS Profile <input checked="" type="checkbox"/> FIRM <input type="checkbox"/> Community Determined <input type="checkbox"/> Other/Source: _____					
B11. Indicate elevation datum used for BFE in Item B9: <input type="checkbox"/> NGVD 1929 <input checked="" type="checkbox"/> NAVD 1988 <input type="checkbox"/> Other/Source: _____					
B12. Is the building located in a Coastal Barrier Resources System (CBRS) area or Otherwise Protected Area (OPA)? <input type="checkbox"/> Yes <input checked="" type="checkbox"/> No Designation Date: _____ <input type="checkbox"/> CBRS <input type="checkbox"/> OPA					

Received  
 April 10, 2017

**ELEVATION CERTIFICATE**

OMB No. 1660-0008  
Expiration Date: November 30, 2018

<b>IMPORTANT: In these spaces, copy the corresponding information from Section A.</b>			<b>FOR INSURANCE COMPANY USE</b>
Building Street Address (including Apt., Unit, Suite, and/or Bldg. No.) or P.O. Route and Box No. 5005 GULF OF MEXICO DR 1 .			Policy Number:
City LONGBOAT KEY	State Florida	ZIP Code 34228	Company NAIC Number

**SECTION C – BUILDING ELEVATION INFORMATION (SURVEY REQUIRED)**

C1. Building elevations are based on:  Construction Drawings\*  Building Under Construction\*  Finished Construction  
\*A new Elevation Certificate will be required when construction of the building is complete.

C2. Elevations – Zones A1–A30, AE, AH, A (with BFE), VE, V1–V30, V (with BFE), AR, AR/A, AR/AE, AR/A1–A30, AR/AH, AR/AO. Complete Items C2.a–h below according to the building diagram specified in Item A7. In Puerto Rico only, enter meters.

Benchmark Utilized: 13-84-13B Vertical Datum: NAVD 88

Indicate elevation datum used for the elevations in items a) through h) below.

NGVD 1929  NAVD 1988  Other/Source: \_\_\_\_\_

Datum used for building elevations must be the same as that used for the BFE.

Check the measurement used.

- a) Top of bottom floor (including basement, crawlspace, or enclosure floor) 6.4  feet  meters
- b) Top of the next higher floor 18.5  feet  meters
- c) Bottom of the lowest horizontal structural member (V Zones only) N/A  feet  meters
- d) Attached garage (top of slab) N/A  feet  meters
- e) Lowest elevation of machinery or equipment servicing the building (Describe type of equipment and location in Comments) 14.0  feet  meters
- f) Lowest adjacent (finished) grade next to building (LAG) 6.0  feet  meters
- g) Highest adjacent (finished) grade next to building (HAG) 6.4  feet  meters
- h) Lowest adjacent grade at lowest elevation of deck or stairs, including structural support \_\_\_\_\_  feet  meters

**SECTION D – SURVEYOR, ENGINEER, OR ARCHITECT CERTIFICATION**

This certification is to be signed and sealed by a land surveyor, engineer, or architect authorized by law to certify elevation information. I certify that the information on this Certificate represents my best efforts to interpret the data available. I understand that any false statement may be punishable by fine or imprisonment under 18 U.S. Code, Section 1001.

Were latitude and longitude in Section A provided by a licensed land surveyor?  Yes  No  Check here if attachments.

Certifier's Name LELAND E. BEDWELL	License Number PSM 5884	<p>3-28-2017</p>	
Title REGISTERED SURVEYOR			
Company Name LELAND E. BEDWELL SURVEYING, INC.			
Address 3423 55TH DRIVE EAST			
City BRADENTON	State Florida		ZIP Code 34203
Signature <i>Leland E. Bedwell</i>	Date 03-28-2017	Telephone (941) 753-9994	Ext. NA

Copy all pages of this Elevation Certificate and all attachments for (1) community official, (2) insurance agent/company, and (3) building owner.

Comments (including type of equipment and location, per C2(e), if applicable)  
LATITUDE LONGITUDE WAS PROVIDED BY GOOGLE EARTH ADDRESS LOCATOR NOTE; THE FORMULA WOULD BE 3875/200= MINIMUM 14.175 VENTS, THERE ARE DESIGNED 15 SMART VENTS = 3000 SQ. IN., OF BUILDING COVERAGE/ EQUIPMENT SERVICING THE BUILDING BEING A A/C SEE ATTACHED PHOTOS, FOYER = 6.5'  
CONTRACTOR TO PROVIDE TWO COPIES OF THE ICC-ES EVALUATION REPORT FOR THE SMART VENTS



**ELEVATION CERTIFICATE**

OMB No. 1660-0008  
Expiration Date: November 30, 2018

<b>IMPORTANT: In these spaces, copy the corresponding information from Section A.</b>			<b>FOR INSURANCE COMPANY USE</b>
Building Street Address (including Apt., Unit, Suite, and/or Bldg. No.) or P.O. Route and Box No. 5005 GULF OF MEXICO DR 1 .			Policy Number:
City LONGBOAT KEY	State Florida	ZIP Code 34228	Company NAIC Number

**SECTION G – COMMUNITY INFORMATION (OPTIONAL)**

The local official who is authorized by law or ordinance to administer the community's floodplain management ordinance can complete Sections A, B, C (or E), and G of this Elevation Certificate. Complete the applicable item(s) and sign below. Check the measurement used in Items G8–G10. In Puerto Rico only, enter meters.

- G1.  The information in Section C was taken from other documentation that has been signed and sealed by a licensed surveyor, engineer, or architect who is authorized by law to certify elevation information. (Indicate the source and date of the elevation data in the Comments area below.)
- G2.  A community official completed Section E for a building located in Zone A (without a FEMA-issued or community-issued BFE) or Zone AO.
- G3.  The following information (Items G4–G10) is provided for community floodplain management purposes.

G4. Permit Number <i>PBP. 32583</i>	G5. Date Permit Issued <i>5/15/2015</i>	G6. Date Certificate of Compliance/Occupancy Issued <i>4/17/2017</i>
--	--	---

G7. This permit has been issued for:  New Construction  Substantial Improvement

G8. Elevation of as-built lowest floor (including basement) of the building: \_\_\_\_\_  feet  meters Datum \_\_\_\_\_

G9. BFE or (in Zone AO) depth of flooding at the building site: \_\_\_\_\_  feet  meters Datum \_\_\_\_\_

G10. Community's design flood elevation: \_\_\_\_\_  feet  meters Datum \_\_\_\_\_

Local Official's Name <i>Stanley R. Dinwoodie Jr</i>	Title <i>Building Official</i>
Community Name <i>LONGBOAT KEY</i>	Telephone <i>941-316-1966</i>
Signature <i>Stanley R. Dinwoodie Jr.</i>	Date <i>8/24/18</i>

Comments (including type of equipment and location, per C2(e), if applicable)  
*CHANGED A8(C) TO CORRECT NET AREA*

**RECEIVED**  
**APR 10 2017**  
TOWN OF LONGBOAT KEY  
Planning, Zoning and Building

Check here if attachments.

## BUILDING PHOTOGRAPHS

See Instructions for Item A6.

OMB No. 1660-0008  
Expiration Date: November 30, 2018

### ELEVATION CERTIFICATE

<b>IMPORTANT: In these spaces, copy the corresponding information from Section A.</b>			<b>FOR INSURANCE COMPANY USE</b>
Building Street Address (including Apt., Unit, Suite, and/or Bldg. No.) or P.O. Route and Box No. 5005 GULF OF MEXICO DR 1 .			Policy Number:
City LONGBOAT KEY	State Florida	ZIP Code 34228	Company NAIC Number

If using the Elevation Certificate to obtain NFIP flood insurance, affix at least 2 building photographs below according to the instructions for Item A6. Identify all photographs with date taken; "Front View" and "Rear View"; and, if required, "Right Side View" and "Left Side View." When applicable, photographs must show the foundation with representative examples of the flood openings or vents, as indicated in Section A8. If submitting more photographs than will fit on this page, use the Continuation Page.



Photo One

Photo One Caption

Clear Photo One




Photo Two

Photo Two Caption

Clear Photo Two

# BUILDING PHOTOGRAPHS

Continuation Page

OMB No. 1660-0008  
Expiration Date: November 30, 2018

## ELEVATION CERTIFICATE

<b>IMPORTANT: In these spaces, copy the corresponding information from Section A.</b>			<b>FOR INSURANCE COMPANY USE</b>
Building Street Address (including Apt., Unit, Suite, and/or Bldg. No.) or P.O. Route and Box No. 5005 GULF OF MEXICO DR 1 .			Policy Number:
City LONGBOAT KEY	State Florida	ZIP Code 34228	Company NAIC Number

If submitting more photographs than will fit on the preceding page, affix the additional photographs below. Identify all photographs with: date taken; "Front View" and "Rear View"; and, if required, "Right Side View" and "Left Side View." When applicable, photographs must show the foundation with representative examples of the flood openings or vents, as indicated in Section A8.




Photo Three

Photo Three Caption

Clear Photo Three



Photo Four

Photo Four Caption

Clear Photo Four

# V ZONE DESIGN CERTIFICATE

Name \_\_\_\_\_ Policy Number (Insurance Co. Use) \_\_\_\_\_

Building Address or Other Description 5005 GULF OF MEXICO DR 1 .

Permit No. ME-1150 City LONGBOAT KEY State FL Zip Code 34228

### SECTION I: Flood Insurance Rate Map (FIRM) Information

Community No. 125126 Panel No. 0139 Suffix E FIRM Date 03/17/2014 FIRM Zone(s) AE

### SECTION II: Elevation Information Used for Design

[NOTE: This section documents elevations used in the design – it does not substitute for an as-built Elevation Certificate.]

1. Datum.....  NGVD  NAVD  Other
2. Elevation of the Bottom of Lowest Horizontal Structural Member ..... 18.4 feet above datum
3. Base Flood Elevation (BFE)..... 10 feet above datum
4. Elevation of Lowest Adjacent Grade ..... 6.0 feet above datum
5. Approximate Depth of Anticipated Scour/Erosion used for Foundation Design..... -1 feet above datum
6. Embedment Depth of Pilings or Foundation Below Lowest Adjacent Grade..... -20 feet above datum

### SECTION III: V Zone Design Certification Statement

[NOTE: This section must be certified by a Florida licensed engineer or architect.]

I certify: (1) that I have developed or reviewed the structural design, plans, and specifications for construction and (2) that the design and methods of construction to be used are in accordance with accepted standards of practice for meeting the following provisions:

- The bottom of the lowest horizontal structural member of the lowest floor (with the exception of mat or raft foundations, piling, pile caps, columns, grade beams and bracing) is elevated to or above the BFE in accordance with the requirements of the *Florida Building Code* and local floodplain management regulations; and
- The pile and column foundation and building or structure to be attached thereto is designed in accordance with the *Florida Building Code* to be anchored to resist flotation, collapse, and lateral movement due to the effects of the wind and flood loads acting simultaneously on all building components, and other load requirements of the *Florida Building Code*. The potential for scour and erosion at the foundation has been anticipated for conditions associated with the base flood, including wave action.

### SECTION IV: Breakaway Wall Design Certification Statement

[NOTE: This section must also be certified by a Florida licensed engineer or architect when breakaway walls exceed a design safe loading resistance of 20 pounds per square foot. This requirement does not apply to open wood/plastic lattice/slats/louvers or insect screening.]

I certify: (1) that I have developed or reviewed the structural design, plans, and specifications for construction and (2) that the design and methods of construction to be used for the breakaway walls are in accordance with the *Florida Building Code, Building (ASCE 24)* or *Florida Building Code, Residential*, as applicable, and accepted standards of practice.

### SECTION V: Certification and Seal

This certification is to be signed and sealed by a Florida licensed professional engineer or architect authorized by law to certify structural designs. I certify the V Zone Design Certification Statement in Section III and the Breakaway Wall Design Certification Statement in Section IV (if applicable).

<u>DEREK NEWCOMER</u>	<u>FL# 69010</u>
_____ Certifier's Name	_____ License Number
<u>PRINCIPLE</u>	<u>APEX CONSULTING ENGINEERS</u>
_____ Title	_____ Company Name
<u>4315 53<sup>rd</sup> AVE EAST</u>	<u>BRADENTON</u>
_____ Address	<u>FL</u>
	<u>34203</u>
	_____ State ZIP
_____ Signature	_____ Date Telephone





ICC  
EVALUATION  
SERVICE

In Cooperation with



*Most Widely Accepted and Trusted*

# ICC-ES Report

# ESR-2074

ICC-ES | (800) 423-6587 | (562) 699-0543 | [www.icc-es.org](http://www.icc-es.org)

Reissued 02/2017  
This report is subject to renewal 02/2019.

DIVISION: 08 00 00—OPENINGS

SECTION: 08 95 43—VENTS/FOUNDATION FLOOD VENTS

REPORT HOLDER:

**SMARTVENT PRODUCTS, INC.**

430 ANDBRO DRIVE, UNIT 1  
PITMAN, NEW JERSEY 08071

EVALUATION SUBJECT:

**SMART VENT® AUTOMATIC FOUNDATION FLOOD VENTS:  
MODELS #1540-520; #1540-521; #1540-510; #1540-511;  
#1540-570; #1540-574; #1540-524; #1540-514**



Look for the trusted marks of Conformity!

*"2014 Recipient of Prestigious Western States Seismic Policy Council (WSSPC) Award in Excellence"*



*ICC-ES Evaluation Reports are not to be construed as representing aesthetics or any other attributes not specifically addressed, nor are they to be construed as an endorsement of the subject of the report or a recommendation for its use. There is no warranty by ICC Evaluation Service, LLC, express or implied, as to any finding or other matter in this report, or as to any product covered by the report.*



Copyright © 2017 ICC Evaluation Service, LLC. All rights reserved.



# ICC-ES Evaluation Report

ESR-2074

Reissued February 2017

This report is subject to renewal February 2019.

[www.icc-es.org](http://www.icc-es.org) | (800) 423-6587 | (562) 699-0543

A Subsidiary of the International Code Council®

DIVISION: 08 00 00—OPENINGS  
Section: 08 95 43—Vents/Foundation Flood Vents

## REPORT HOLDER:

SMARTVENT PRODUCTS, INC.  
430 ANDBRO DRIVE, UNIT 1  
PITMAN, NEW JERSEY 08071  
(877) 441-8368  
[www.smartvent.com](http://www.smartvent.com)  
[info@smartvent.com](mailto:info@smartvent.com)

## EVALUATION SUBJECT:

SMART VENT® AUTOMATIC FOUNDATION FLOOD VENTS:  
MODELS #1540-520; #1540-521; #1540-510; #1540-511;  
#1540-570; #1540-574; #1540-524; #1540-514

## 1.0 EVALUATION SCOPE

### Compliance with the following codes:

- 2015, 2012, 2009 and 2006 *International Building Code*® (IBC)
- 2015, 2012, 2009 and 2006 *International Residential Code*® (IRC)
- 2013 *Abu Dhabi International Building Code* (ADIBC)<sup>†</sup>

<sup>†</sup>The ADIBC is based on the 2009 IBC. 2009 IBC code sections referenced in this report are the same sections in the ADIBC.

### Properties evaluated:

- Physical operation
- Water flow

## 2.0 USES

The Smart Vent® units are engineered mechanically operated flood vents (FVs) employed to equalize hydrostatic pressure on walls of enclosures subject to rising or falling flood waters. Certain models also allow natural ventilation.

## 3.0 DESCRIPTION

### 3.1 General:

When subjected to rising water, the Smart Vent® FVs internal floats are activated, then pivot open to allow flow in either direction to equalize water level and hydrostatic pressure from one side of the foundation to the other. The FV pivoting door is normally held in the closed position by a buoyant release device. When subjected to rising water, the buoyant release device causes the unit to unlatch, allowing the door to rotate out of the way and allow flow.

The water level stabilizes, equalizing the lateral forces. Each unit is fabricated from stainless steel. Smart Vent® Automatic Foundation Flood Vents are available in various models and sizes as described in Table 1. The SmartVENT® Stacking Model #1540-511 and FloodVENT® Stacking Model #1540-521 units each contain two vertically arranged openings per unit.

### 3.2 Engineered Opening:

The FVs comply with the design principle noted in Section 2.7.2.2 and Section 2.7.3 of ASCE/SEI 24-14 [Section 2.6.2.2 of ASCE/SEI 24-05 (2012, 2009, 2006 IBC and IRC)] for a maximum rate of rise and fall of 5.0 feet per hour (0.423 mm/s). In order to comply with the engineered opening requirement of ASCE/SEI 24, Smart Vent FVs must be installed in accordance with Section 4.0.

### 3.3 Ventilation:

The SmartVENT® Model #1540-510 and SmartVENT® Overhead Door Model #1540-514 both have screen covers with 1/4-inch-by-1/4-inch (6.35 by 6.35 mm) openings, yielding 51 square inches (32 903 mm<sup>2</sup>) of net free area to supply natural ventilation. The SmartVENT® Stacking Model #1540-511 consists of two Model #1540-510 units in one assembly, and provides 102 square inches (65 806 mm<sup>2</sup>) of net free area to supply natural ventilation. Other FVs recognized in this report do not offer natural ventilation.

## 4.0 DESIGN AND INSTALLATION

SmartVENT® and FloodVENT® are designed to be installed into walls or overhead doors of existing or new construction from the exterior side. Installation of the vents must be in accordance with the manufacturer's instructions, the applicable code and this report. Installation clips allow mounting in masonry and concrete walls of any thickness. In order to comply with the engineered opening design principle noted in Section 2.7.2.2 and 2.7.3 of ASCE/SEI 24-14 [Section 2.6.2.2 of ASCE/SEI 24-05 (2012, 2009, 2006 IBC and IRC)], the Smart Vent® FVs must be installed as follows:

- With a minimum of two openings on different sides of each enclosed area.
- With a minimum of one FV for every 200 square feet (18.6 m<sup>2</sup>) of enclosed area, except that the SmartVENT® Stacking Model #1540-511 and FloodVENT® Stacking Model #1540-521 must be installed with a minimum of one FV for every 400 square feet (37.2 m<sup>2</sup>) of enclosed area.
- Below the base flood elevation.

- With the bottom of the FV located a maximum of 12 inches (305.4 mm) above the higher of the final grade or floor and finished exterior grade immediately under each opening.

**5.0 CONDITIONS OF USE**

The Smart Vent® FVs described in this report comply with, or are suitable alternatives to what is specified in, those codes listed in Section 1.0 of this report, subject to the following conditions:

- 5.1 The Smart Vent® FVs must be installed in accordance with this report, the applicable code and the manufacturer's installation instructions. In the event of a conflict, the instructions in this report govern.
- 5.2 The Smart Vent® FVs must not be used in the place of "breakaway walls" in coastal high hazard areas, but

are permitted for use in conjunction with breakaway walls in other areas.

**6.0 EVIDENCE SUBMITTED**

Data in accordance with the ICC-ES Acceptance Criteria for Mechanically Operated Flood Vents (AC364), dated August 2015.

**7.0 IDENTIFICATION**

The Smart VENT® models recognized in this report must be identified by a label bearing the manufacturer's name (Smartvent Products, Inc.), the model number, and the evaluation report number (ESR-2074).

TABLE 1—MODEL SIZES

MODEL NAME	MODEL NUMBER	MODEL SIZE (in.)	COVERAGE (sq. ft.)
FloodVENT®	1540-520	15 <sup>3</sup> / <sub>4</sub> " X 7 <sup>3</sup> / <sub>4</sub> "	200
SmartVENT®	1540-510	15 <sup>3</sup> / <sub>4</sub> " X 7 <sup>3</sup> / <sub>4</sub> "	200
FloodVENT® Overhead Door	1540-524	15 <sup>3</sup> / <sub>4</sub> " X 7 <sup>3</sup> / <sub>4</sub> "	200
SmartVENT® Overhead Door	1540-514	15 <sup>3</sup> / <sub>4</sub> " X 7 <sup>3</sup> / <sub>4</sub> "	200
Wood Wall FloodVENT®	1540-570	14" X 8 <sup>3</sup> / <sub>4</sub> "	200
Wood Wall FloodVENT® Overhead Door	1540-574	14" X 8 <sup>3</sup> / <sub>4</sub> "	200
SmartVENT® Stacker	1540-511	16" X 16"	400
FloodVent® Stacker	1540-521	16" X 16"	400

For SI: 1 inch = 25.4 mm; 1 square foot = m<sup>2</sup>




FIGURE 1—SMART VENT: MODEL 1540-510




FIGURE 2—SMART VENT MODEL 1540-520




FIGURE 3—SMART VENT: SHOWN WITH FLOOD DOOR PIVOTED OPEN

## ICC-ES Evaluation Report

## ESR-2074 CBC and CRC Supplement

Issued January 2017

This report is subject to renewal February 2019.

[www.icc-es.org](http://www.icc-es.org) | (800) 423-6587 | (562) 699-0543

A Subsidiary of the International Code Council®

DIVISION: 08 00 00—OPENINGS

Section: 08 95 43—Vents/Foundation Flood Vents

### REPORT HOLDER:

SMARTVENT PRODUCTS, INC.

430 ANDBRO DRIVE, UNIT 1

PITMAN, NEW JERSEY 08071

(877) 441-8368

[www.smartvent.com](http://www.smartvent.com)

[info@smartvent.com](mailto:info@smartvent.com)

### EVALUATION SUBJECT:

SMART VENT® AUTOMATIC FOUNDATION FLOOD VENTS: MODELS #1540-520; #1540-521; #1540-510; #1540-511; #1540-570; #1540-574; #1540-524; #1540-514

### 1.0 REPORT PURPOSE AND SCOPE

#### Purpose:

The purpose of this evaluation report supplement is to indicate that Smart Vent® Automatic Foundation Flood Vents, recognized in ICC-ES master evaluation report ESR-2074, have also been evaluated for compliance with codes noted below.

#### Applicable code edition:

- 2016 California Building Code (CBC)
- 2016 California Residential Code (CRC)

### 2.0 CONCLUSIONS

#### 2.1 CBC:

The Smart Vent® Automatic Foundation Flood Vents, described in Sections 2.0 through 7.0 of the master evaluation report ESR-2074, comply with 2016 CBC Chapter 12, provided the design and installation are in accordance with the 2015 *International Building Code*® (IBC) provisions noted in the master report and the additional requirements of CBC Chapters 12, 16 and 16A, as applicable.

The products recognized in this supplement have not been evaluated under CBC Chapter 7A for use in the exterior design and construction of new buildings located in any Fire Hazard Severity Zone within State Responsibility Areas or any Wildland-Urban Interface Fire Area.

#### 2.2 CRC:

The Smart Vent® Automatic Foundation Flood Vents, described in Sections 2.0 through 7.0 of the master evaluation report ESR-2074, comply with the 2016 CRC, provided the design and installation are in accordance with the 2015 *International Residential Code*® (IRC) provisions noted in the master report.

The products recognized in this supplement have not been evaluated under 2016 CRC Chapter R337, for use in the exterior design and construction of new buildings located in any Fire Hazard Severity Zone within State Responsibility Areas or any Wildland-Urban Interface Fire Area.

The products recognized in this supplement have not been evaluated for compliance with the International Wildland-Urban Interface Code®.

This supplement expires concurrently with the master report, reissued February 2017.

# ICC-ES Evaluation Report

# ESR-2074 FBC Supplement

Reissued February 2017

This report is subject to renewal February 2019.

[www.icc-es.org](http://www.icc-es.org) | (800) 423-6587 | (562) 699-0543

A Subsidiary of the International Code Council®

DIVISION: 08 00 00—OPENINGS

Section: 08 95 43—Vents/Foundation Flood Vents

## REPORT HOLDER:

SMARTVENT PRODUCTS, INC.  
430 ANDBRO DRIVE, UNIT 1  
PITMAN, NEW JERSEY 08071  
(877) 441-8368  
[www.smartvent.com](http://www.smartvent.com)  
[info@smartvent.com](mailto:info@smartvent.com)

## EVALUATION SUBJECT:

SMART VENT® AUTOMATIC FOUNDATION FLOOD VENTS: MODELS #1540-520; #1540-521; #1540-510; #1540-511; #1540-570; #1540-574; #1540-524; #1540-514

## 1.0 REPORT PURPOSE AND SCOPE

### Purpose:

The purpose of this evaluation report supplement is to indicate that Smart Vent® Automatic Foundation Flood Vents, recognized in ICC-ES master report ESR-2074, have also been evaluated for compliance with the codes noted below.

### Applicable code editions:

- 2014 Florida Building Code—Building (FBC)
- 2014 Florida Building Code—Residential (FRC)



## 2.0 CONCLUSIONS

The Smart Vent® Automatic Foundation Flood Vents, described in Sections 2.0 through 7.0 of the master evaluation report ESR-2074, comply with the FBC and the FRC, provided the design and installation are in accordance with the *International Building Code*® provisions noted in the master report.

Use of the Smart Vent® Automatic Foundation Flood Vents has also been found to be in compliance with the High-Velocity Hurricane Zone provisions of the FBC and the FRC.

For products falling under Florida Rule 9N-3, verification that the report holder's quality assurance program is audited by a quality assurance entity approved by the Florida Building Commission for the type of inspections being conducted is the responsibility of an approved validation entity (or the code official when the report holder does not possess an approval by the Commission).

This supplement expires concurrently with the master report, reissued February 2017.



[DBPR HOME](#) / 
 [ABOUT DBPR](#) / 
 [DBPR DIVISIONS](#) / 
 [CONTACT DBPR](#)

[BCIS Home](#) | 
 [Log In](#) | 
 [User Registration](#) | 
 [Hot Topics](#) | 
 [Submit Surcharge](#) | 
 [Stats & Facts](#) | 
 [Publications](#) | 
 [FBC Staff](#) | 
 [BCIS Site Map](#) | 
 [Links](#) | 
 [Search](#)



**Product Approval**  
USER: Public User

[Product Approval Menu](#) > [Application Detail](#)

OFFICE OF THE  
SECRETARY

FL #	FL5822-R4
Application Type	Revision
Code Version	2014
Application Status	Validated
Comments	02/16/2017v.date. reapply02/20/17
Archived	
Product Manufacturer	Smart Vent Products, Inc.
Address/Phone/Email	430 Andbro Dr Unit 1 Pitman, NJ 08071 (877) 441-8368 info@smartvent.com
Authorized Signature	Michael Graham info@smartvent.com
Technical Representative	Michael Graham
Address/Phone/Email	430 Andbro Dr Unit 1 Pitman, NJ 08071 (877) 441-8368 info@smartvent.com
Quality Assurance Representative	
Address/Phone/Email	
Category	Structural Components
Subcategory	Products Introduced as a Result of New Technology
Compliance Method	Evaluation Report from a Florida Registered Architect or a Licensed Florida Professional Engineer Evaluation Report - Hardcopy Received
Florida Engineer or Architect Name who developed the Evaluation Report	Hermes F. Norero P.E.
Florida License	PE-73778
Quality Assurance Entity	Architectural Testing, Inc.
Quality Assurance Contract Expiration Date	12/31/2018
Validated By	Locke Bowden ✓ Validation Checklist - Hardcopy Received
Certificate of Independence	<a href="#">FL5822 R4 COI Smart Vent COI SS 2015-02-23.pdf</a>
Referenced Standard and Year (of Standard)	
Equivalence of Product Standards Certified By	
Sections from the Code	1612.5(1)(1.2) 1709.2

Product Approval Method

Method 2 Option B

Date Submitted

02/15/2017

Date Validated

02/21/2017

## Summary of Products

FL #	Model, Number or Name	Description
5822.1	SmartVent Model #1540-510	Dual Function Flood and Ventilation Vent
<b>Limits of Use</b> Approved for use in HVHZ: Yes Approved for use outside HVHZ: Yes Impact Resistant: N/A Design Pressure: +100/-100 Other: One vent may be used for up to 200 sq. ft. of interior space (minimum 2).		<b>Installation Instructions</b> <a href="#">FL5822_R4_II_1540-510.pdf</a> Verified By: Hermes F. Norero, P.E. Florida P.E. 73778 Created by Independent Third Party: Yes <b>Evaluation Reports</b> <a href="#">FL5822_R4_AE_PER4694_SS_2017-02-15.pdf</a> <a href="#">FL5822_R4_AE_SmartVent - Impact Requirements Letter SS_2015-02-26.pdf</a> Created by Independent Third Party: Yes
5822.2	SmartVent Model #1540-511	Dual Function Flood and Ventilation Vent
<b>Limits of Use</b> Approved for use in HVHZ: Yes Approved for use outside HVHZ: Yes Impact Resistant: N/A Design Pressure: +100/-100 Other: One vent may be used for up to 400 sq. ft. of interior space (minimum 2).		<b>Installation Instructions</b> <a href="#">FL5822_R4_II_1540-511.pdf</a> Verified By: Hermes F. Norero, P.E. Florida P.E. 73778 Created by Independent Third Party: Yes <b>Evaluation Reports</b> <a href="#">FL5822_R4_AE_PER4694_SS_2017-02-15.pdf</a> <a href="#">FL5822_R4_AE_SmartVent - Impact Requirements Letter SS_2015-02-26.pdf</a> Created by Independent Third Party: Yes
5822.3	SmartVent Model #1540-514	Garage Door Dual Function Flood and Ventilation Vent
<b>Limits of Use</b> Approved for use in HVHZ: Yes Approved for use outside HVHZ: Yes Impact Resistant: N/A Design Pressure: +100/-100 Other: One vent may be used for up to 200 sq. ft. of interior space (minimum 2).		<b>Installation Instructions</b> <a href="#">FL5822_R4_II_1540-514.pdf</a> Verified By: Hermes F. Norero, P.E. Florida P.E. 73778 Created by Independent Third Party: Yes <b>Evaluation Reports</b> <a href="#">FL5822_R4_AE_PER4694_SS_2017-02-15.pdf</a> <a href="#">FL5822_R4_AE_SmartVent - Impact Requirements Letter SS_2015-02-26.pdf</a> Created by Independent Third Party: Yes
5822.4	SmartVent Model #1540-520	Insulated Flood Vent
<b>Limits of Use</b> Approved for use in HVHZ: Yes Approved for use outside HVHZ: Yes Impact Resistant: N/A Design Pressure: +100/-100 Other: One vent may be used for up to 200 sq. ft. of interior space (minimum 2).		<b>Installation Instructions</b> <a href="#">FL5822_R4_II_1540-520.pdf</a> Verified By: Hermes F. Norero, P.E. Florida P.E. 73778 Created by Independent Third Party: Yes <b>Evaluation Reports</b> <a href="#">FL5822_R4_AE_PER4694_SS_2017-02-15.pdf</a> <a href="#">FL5822_R4_AE_SmartVent - Impact Requirements Letter SS_2015-02-26.pdf</a> Created by Independent Third Party: Yes
5822.5	SmartVent Model #1540-521	Insulated Flood Vent
<b>Limits of Use</b> Approved for use in HVHZ: Yes Approved for use outside HVHZ: Yes Impact Resistant: N/A Design Pressure: +100/-100 Other: One vent may be used for up to 400 sq. ft. of interior space (minimum 2).		<b>Installation Instructions</b> <a href="#">FL5822_R4_II_1540-521.pdf</a> Verified By: Hermes F. Norero, P.E. Florida P.E. 73778 Created by Independent Third Party: Yes <b>Evaluation Reports</b> <a href="#">FL5822_R4_AE_PER4694_SS_2017-02-15.pdf</a> <a href="#">FL5822_R4_AE_SmartVent - Impact Requirements Letter SS_2015-02-26.pdf</a> Created by Independent Third Party: Yes
5822.6	SmartVent Model #1540-524	16" Garage Door Flood Vent
<b>Limits of Use</b> Approved for use in HVHZ: Yes Approved for use outside HVHZ: Yes Impact Resistant: N/A Design Pressure: +100/-100 Other: One vent may be used for up to 200 sq. ft. of interior space (minimum 2).		<b>Installation Instructions</b> <a href="#">FL5822_R4_II_1540-524.pdf</a> Verified By: Hermes F. Norero, P.E. Florida P.E. 73778 Created by Independent Third Party: Yes <b>Evaluation Reports</b> <a href="#">FL5822_R4_AE_PER4694_SS_2017-02-15.pdf</a> <a href="#">FL5822_R4_AE_SmartVent - Impact Requirements Letter SS_2015-02-26.pdf</a> Created by Independent Third Party: Yes

5822.7	SmartVent Model #1540-570	Wood Wall Insulated Flood Vent
<b>Limits of Use</b> <b>Approved for use in HVHZ:</b> Yes <b>Approved for use outside HVHZ:</b> Yes <b>Impact Resistant:</b> N/A <b>Design Pressure:</b> +100/-100 <b>Other:</b> One vent may be used for up to 200 sq. ft. of interior space (minimum 2).		<b>Installation Instructions</b> <a href="#">FL5822 R4 II 1540-570.pdf</a> Verified By: Hermes F. Norero, P.E. Florida P.E. 73778 Created by Independent Third Party: Yes <b>Evaluation Reports</b> <a href="#">FL5822 R4 AE PER4694 SS 2017-02-15.pdf</a> <a href="#">FL5822 R4 AE SmartVent - Impact Requirements Letter SS 2015-02-26.pdf</a> Created by Independent Third Party: Yes
5822.8	SmartVent Model #1540-574	14.5" Garage Door Flood Vent
<b>Limits of Use</b> <b>Approved for use in HVHZ:</b> Yes <b>Approved for use outside HVHZ:</b> Yes <b>Impact Resistant:</b> N/A <b>Design Pressure:</b> +100/-100 <b>Other:</b> One vent may be used for up to 200 sq. ft. of interior space (minimum 2).		<b>Installation Instructions</b> <a href="#">FL5822 R4 II 1540-574.pdf</a> Verified By: Hermes F. Norero, P.E. Florida P.E. 73778 Created by Independent Third Party: Yes <b>Evaluation Reports</b> <a href="#">FL5822 R4 AE PER4694 SS 2017-02-15.pdf</a> <a href="#">FL5822 R4 AE SmartVent - Impact Requirements Letter SS 2015-02-26.pdf</a> Created by Independent Third Party: Yes

[Back](#) [Next](#)

Contact Us :: [2601 Blair Stone Road, Tallahassee FL 32399 Phone: 850-487-1824](#)

The State of Florida is an AA/EEO employer. Copyright 2007-2013 State of Florida. :: [Privacy Statement](#) :: [Accessibility Statement](#) :: [Refund Statement](#)

Under Florida law, email addresses are public records. If you do not want your e-mail address released in response to a public-records request, do not send electronic mail to this entity. Instead, contact the office by phone or by traditional mail. If you have any questions, please contact 850.487.1395. \*Pursuant to Section 455.275(1), Florida Statutes, effective October 1, 2012, licensees licensed under Chapter 455, F.S. must provide the Department with an email address if they have one. The emails provided may be used for official communication with the licensee. However email addresses are public record. If you do not wish to supply a personal address, please provide the Department with an email address which can be made available to the public. To determine if you are a licensee under Chapter 455, F.S., please click [here](#).

Product Approval Accepts:



Credit Card  
**Safe**

